



# Kara

## MAXIMUM WORK SURFACE WITHOUT COMPROMISING ON STYLE

The thick worktop and classic design of the KARA range make this an excellent choice for any managerial space. The desks can be combined with several types of return for an even larger work surface.

Made  
in France





Matching storage units are also available for a fully coordinated look.

⋮ **ELOISE** tables, p. 186 - **SEVEN** office chairs, p. 218 - **ISABELLE** chairs, p. 230



**Pedestal with**  
2 or 3 drawers



**Bookcases**



**Choice of cupboards**

Options:

- Swing doors and/or sliding doors
- With or without drawer unit



## Stately & stylish

### **Stately**

The straight lines and thick worktop make a bold statement that's perfect for executive offices

.....

### **Versatile**

Multiple layout possibilities and storage solutions

.....

### **Elegant finishes**

Glass top available for the structural pedestal and return

.....

### **Discreet cable management**

Returns fitted with cable ports; optional cable ports available for worktops (openings are pre-drilled)

.....





## Choose a return

.....

Structural pedestal to maximise work surface and storage space

.....

Aligned return for a generous work surface and smaller footprint


.....

Offset return for a clutter-free work surface



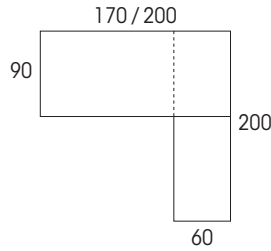
# Overview

## Individual desks

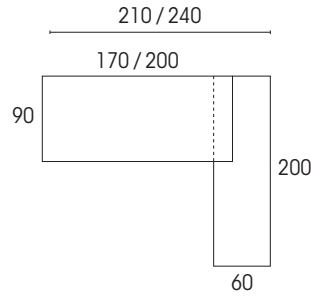


## Desks with return

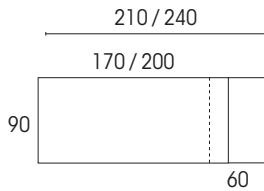
Aligned



Offset

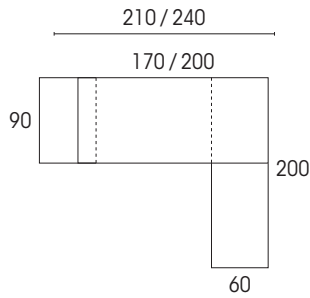


## Desks with structural pedestal

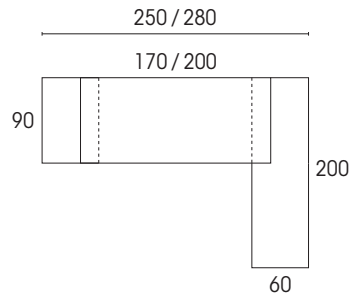


## Desks with return and structural pedestal

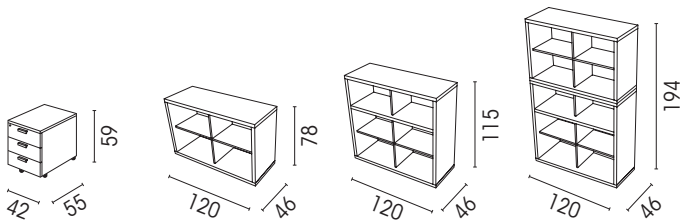
Aligned



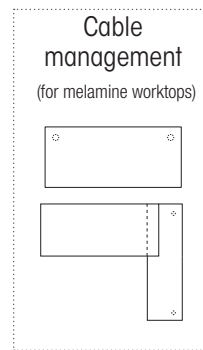
Offset



## Storage units



Bookcases with open/closed compartments: see price list for options.



## Shade card

### Melamine

Worktop (thk 38 mm), legs, return and pedestal



RI



N6



M9

### Glass

Top of pedestal and return (thk 6 mm)



GS

PRICE P.21

Details and availability

VIEW ALL RESOURCES ONLINE



For more storage options, see the ARMAND range p. 140

**Individual desks - D. 90 cm****RECTANGULAR WORKTOPS**

		Ref.	Price excl. tax
	W. 170 cm	3 636 700 + #1	£ 829
	W. 200 cm	3 636 701 + #1	£ 974

**Desks with a structural return - D. 200 cm**

Return can sit on either the left- or right-hand side.

**WITH ALIGNED RETURN**

		RETURN WITH MELAMINE TOP		RETURN WITH GLASS TOP	
		Ref.	Price excl. tax	Ref.	Price excl. tax
	W. 170 cm	3 636 706 + #1	£ 1 475	3 636 708 + #1 GS	£ 2 016
	W. 200 cm	3 636 707 + #1	£ 1 618	3 636 709 + #1 GS	£ 2 158

**WITH OFFSET RETURN**

		PEDESTAL WITH MELAMINE TOP		PEDESTAL WITH GLASS TOP	
		Ref.	Price excl. tax	Ref.	Price excl. tax
	W. 210 cm - Worktop W. 170 cm	3 636 710 + #1	£ 1 502	3 636 712 + #1 GS	£ 2 044
	W. 240 cm - Worktop W. 200 cm	3 636 711 + #1	£ 1 642	3 636 713 + #1 GS	£ 2 184

**Desks with structural pedestal - D. 90 cm**

Structural pedestal can sit on the left- or right-hand side.

**WITH 3-DRAWER STRUCTURAL PEDESTAL**

		PEDESTAL AND RETURN WITH MELAMINE TOP		PEDESTAL AND RETURN WITH GLASS TOP	
		Ref.	Price excl. tax	Ref.	Price excl. tax
	W. 210 cm - Worktop W. 170 cm	3 636 702 + #1	£ 1 604	3 636 704 + #1 GS	£ 1 800
	W. 240 cm - Worktop W. 200 cm	3 636 703 + #1	£ 1 746	3 636 705 + #1 GS	£ 1 940

**Desks with a return and a structural pedestal - D. 200 cm**

Structural pedestal and return can sit on either the left- or right-hand side.

**WITH 3-DRAWER STRUCTURAL PEDESTAL AND ALIGNED RETURN**

		PEDESTAL AND RETURN WITH MELAMINE TOP		RETURN WITH GLASS TOP PEDESTAL WITH MELAMINE TOP		PEDESTAL AND RETURN WITH GLASS TOP	
		Ref.	Price excl. tax	Ref.	Price excl. tax	Ref.	Price excl. tax
	W. 210 cm - Worktop W. 170 cm	3 636 714 + #1	£ 2 068	3 636 716 + #1 GS	£ 2 610	3 636 718 + #1 GS	£ 2 803
	W. 240 cm - Worktop W. 200 cm	3 636 715 + #1	£ 2 209	3 636 717 + #1 GS	£ 2 751	3 636 719 + #1 GS	£ 2 945

**WITH 3-DRAWER STRUCTURAL PEDESTAL AND OFFSET RETURN**

		PEDESTAL AND RETURN WITH MELAMINE TOP		RETURN WITH GLASS TOP PEDESTAL WITH MELAMINE TOP		PEDESTAL AND RETURN WITH GLASS TOP	
		Ref.	Price excl. tax	Ref.	Price excl. tax	Ref.	Price excl. tax
	W. 250 cm - Worktop W. 170 cm	3 636 720 + #1	£ 2 094	3 636 722 + #1 GS	£ 2 635	3 636 724 + #1 GS	£ 2 829
	W. 280 cm - Worktop W. 200 cm	3 636 721 + #1	£ 2 236	3 636 723 + #1 GS	£ 2 777	3 636 725 + #1 GS	£ 2 969

**Shade card**


MELAMINE			GLASS
#1 Worktop / Return / Pedestal / Legs			Return or pedestal tops
RI	N6	M9	GS



# Kara

 Catalogue p. 64

 **Power and cable management**  
Optional - See page 133

 **Top access module sold separately**  
Inclusion in your order is required - See page 133

## Meeting tables

Tables H. 74.8 cm - Worktop 38 mm thick

Ref.

Price excl. tax

### ROUND TABLES

**Central stem leg**

Ø 120 cm

6 238 156 + #1 #2

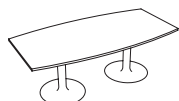
**£ 832****4 legs**

Ø 120 cm

6 238 157 + #1 #2

**£ 401**

### BARREL-SHAPED TABLES

**Central stem tulip base legs**

W. 200 x 100 cm

6 238 138 + #1 #2

**£ 1 640**W. 200 x 100 cm - Opening for dual hinged top-access module - Cable trough included 

6 238 256 + #1 #2

**£ 1 698****4 legs**

W. 200 x 100 cm

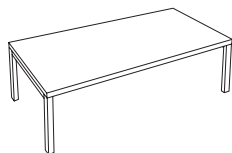
6 238 159 + #1 #2

**£ 643**W. 200 x 100 cm - Opening for dual hinged top-access module - Cable trough included 

6 238 257 + #1 #2

**£ 701**

### RECTANGULAR TABLES

**4 legs**

160 x 120 cm

6 238 182 + #1 #2

**£ 676**160 x 120 cm - Opening for dual hinged top-access module - Cable trough included 

6 238 258 + #1 #2

**£ 759**

240 x 120 cm

6 238 184 + #1 #2

**£ 861**240 x 120 cm - Openings for 2 dual hinged top-access modules - Cable trough included 

6 238 259 + #1 #2

**£ 930**

### Shade card

**MELAMINE**

#1 Meeting table worktop



RI



N6



M9

**METAL**

#2 Meeting table legs



SO



SA



SC



SG

**More finishes available**

To see all the available finishes for this range, go to our general shade card p. 136 or visit [eolnet.fr](http://eolnet.fr) (under **MyEOLShop**)





# Kara

 Catalogue p. 64

## Storage

Ref.

Price excl. tax

### MELAMINE MOBILE PEDESTALS - W. 42 X D. 55.5 X H. 58.7 CM

Integrated pen tray. Selective drawer opening, full depth extraction. Soft-closing mechanism. Central locking. Metal handles in an Aluminium grey finish.



1 box drawer + 1 SF\* drawer

3 636 587 + #1 SA

£ 363

3 drawers

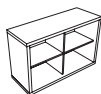
3 636 588 + #1 SA

£ 363

### DECORATIVE CUPBOARDS

Wood finish melamine cupboard shell (38 mm thick), melamine back and front (19 mm thick), Snow white MG finish. Swing doors and drawers with push-release opening mechanism. Sliding doors in Snow white MG finish, with lock. Some cupboard models can be fitted with swing doors and drawers, but are not equipped with rails for sliding doors.

For cupboards with sliding doors, the top and base are fitted with guide rails. High cupboards are formed by combining a medium and a low cupboard. W. 120 x D. 46 cm.



#### Low cupboards H. 78.2 cm - 1 shelf

Without doors

3 636 204 + #1 MG

£ 598

2 swing doors

3 636 206 + #1 MG

£ 724

4 swing doors

3 636 207 + #1 MG

£ 852

2 sliding doors

3 636 205 + #1 MG

£ 881



#### Medium cupboards H. 115.4 cm - 2 shelves

Without doors

3 636 208 + #1 MG

£ 820

3 swing doors

3 636 212 + #1 MG

£ 1 014

2 swing doors + 1 drawer unit

3 636 211 + #1 MG

£ 1 140

2 sliding doors


3 636 209 + #1 MG

£ 1 104

2 sliding doors + 1 drawer unit

3 636 210 + #1 MG

£ 1 297



#### High cupboards H. 193.6 cm - 4 shelves

Without doors

3 636 213 + #1 MG

£ 1 400

6 swing doors

3 636 216 + #1 MG

£ 1 804

2 sliding doors + 2 swing doors

3 636 214 + #1 MG

£ 1 772

2 sliding doors + 2 drawer units

3 636 215 + #1 MG

£ 1 834

### ARMAND CUPBOARDS - W. 80 CM

See description on page 63.



#### Low cupboards H. 73.5 cm - 1 shelf - 2 LF\*

2 melamine doors

2 424 103 + #1 #2 SA

£ 335

2 glass doors

2 424 104 + #1 GS SA

£ 480



#### Medium cupboards H. 113.5 cm - 2 shelves - 3 LF\*

2 melamine doors

2 424 106 + #1 #2 SA

£ 432



#### High cupboards H. 202.1 cm - 4 shelves - 5 LF\*

2 melamine doors

2 424 111 + #1 #2 SA

£ 626

4 melamine doors

2 424 112 + #1 #2 SA

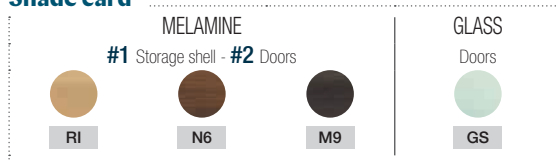
£ 723

4 glass doors

2 424 114 + #1 GS SA

£ 1 077

### Shade card



\* LF: Lever arch file height.

\* SF: Suspension files.