

AXEL

Health and well-being are of paramount concern to organisations. In order to promote movement and avoid sedentary habits, AXEL allows you to switch from sitting to standing positions throughout the day, thereby improving your comfort levels and well-being at work.

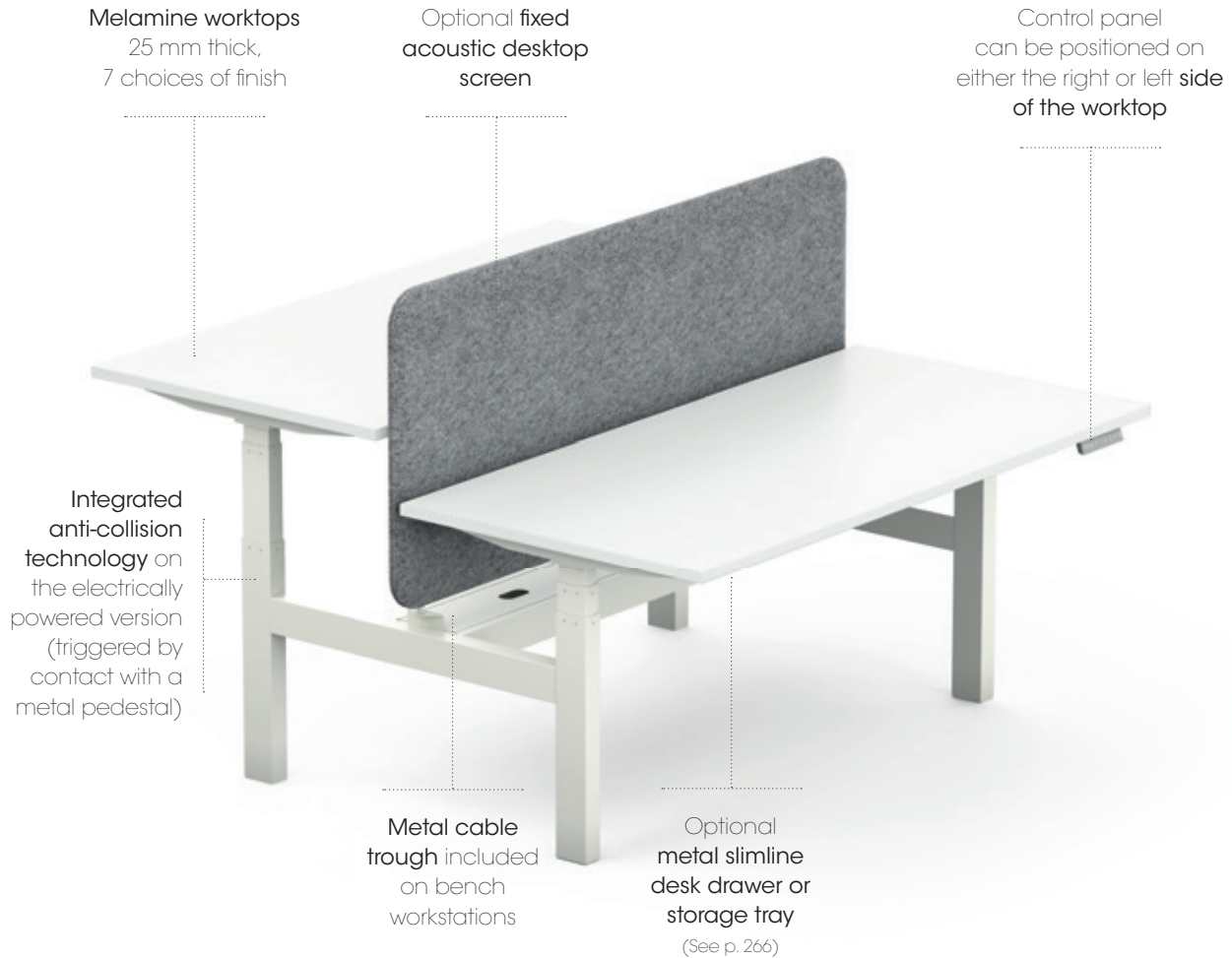




- Desktop screens, page 99
- Multi-compartment storage unit, page 131
- Ergonomic chairs, page 195
- Decorative plants, page 253



Adjustable & ergonomic



2 TYPES OF ADJUSTMENT SYSTEM



Manual adjustment by hand lever
(stows away under worktop):
adjusts from 71.5 to 117 cm
(individual desk) and from 71.5
to 116 cm (bench shared desk).
Centred perimeter leg comprising
2 telescopic shafts




Powered by an electric motor
with a built-in digital control panel,
4 preset memory positions,
between 65 and 130 cm.
Centred perimeter leg comprising
3 telescopic shafts, with 1 motor
to each leg

FINISHES & PRODUCT OVERVIEW

7

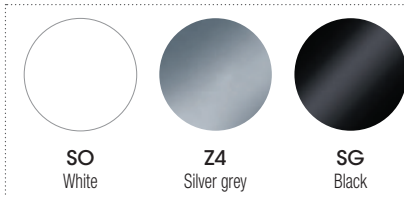
choices of melamine worktop (+ top)



FROM STOCK

3

choices of metal finish for legs (+ fin.)



FROM STOCK

2

choices of fabric colour for desktop screens (+ fab.)



STOCK

3 shade cards for fabrics




Bondai (Cat. A), Xtreme CS (Cat. B) and Blazer (Cat. D) see page 283

ON REQUEST

3

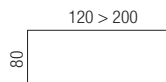

choices of metal finish for clamps (+ fin.)



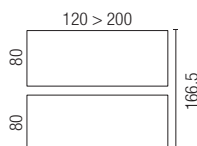
FROM STOCK

ON REQUEST: 4 weeks (desktop screens) 6 weeks (desks)

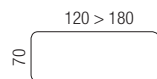
Individual desks



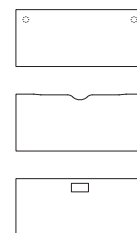
Desks with shared structural frame



Acoustic desktop screens H. 70 cm for Bench AXEL workstations



Power and cable management



PRICES

Price excl. taxes: **From stock** **On request****Hand lever operated height-adjustment**
Height-adjustable desk from 71.5 to 117 cm**Power assisted height adjustment**
Height-adjustable desk from 65 to 130 cm.
Control panel with 4 positions memory

INDIVIDUAL DESKS

D. 70 cm> **Rectangular worktops with pre-drilled openings for cable ports** (sold separately)

W. 120 cm	1 532 120
W. 140 cm	1 532 121
W. 160 cm	1 532 122
W. 180 cm	1 532 123

£ 435
£ 444
£ 453
£ 463

1 532 137
1 532 138
1 532 139
1 532 140

£ 694
£ 703
£ 712
£ 722

> **Rectangular worktops with scallop edge.** MG and RI finishes available from stock.

W. 120 cm	-
W. 140 cm	-
W. 160 cm	-

-
-
-

1 532 141
1 532 142
1 532 143

£ 694
£ 703
£ 712

> **Rectangular worktops with pre-cut openings for soft closing top access housings** (sold separately - see p. 275).
Metal cable trough included, in a matching finish to legs.

W. 120 cm	1 532 131
W. 140 cm	1 532 132
W. 160 cm	1 532 133

£ 490
£ 500
£ 509

1 532 144
1 532 145
1 532 146

£ 749
£ 759
£ 768

D. 80 cm> **Rectangular worktops with pre-drilled openings for cable ports** (sold separately). Desk W. 200 cm is mounted on a W. 180 cm structural frame.

W. 120 cm	1 532 020
W. 140 cm	1 532 021
W. 160 cm	1 532 022
W. 180 cm	1 532 023
W. 200 cm	1 532 024

£ 444
£ 453
£ 463
£ 472
£ 490

1 532 050
1 532 051
1 532 052
1 532 053
1 532 054

£ 703
£ 712
£ 722
£ 731
£ 749

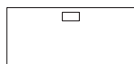
> **Rectangular worktops with scallop edge.** MG and RI finishes available from stock.

W. 120 cm	-
W. 140 cm	-
W. 160 cm	-
W. 180 cm	-

-
-
-
-

1 532 096
1 532 097
1 532 098
1 532 099

£ 703
£ 712
£ 722
£ 731

> **Rectangular worktops with pre-cut openings for soft closing top access housings** (sold separately - see p. 275).
Metal cable trough included, in a matching finish to legs. MG and RI finishes available from stock.

W. 120 cm	1 532 157
W. 140 cm	1 532 158
W. 160 cm	1 532 159
W. 180 cm	1 532 160

£ 500
£ 509
£ 518
£ 527

1 532 055
1 532 056
1 532 057
1 532 058

£ 759
£ 768
£ 777
£ 786

(See page 277 for upper cable troughs)

**Power and cable management**
Optional - see page 273**Top access housing**
Module to be ordered separately - see p. 275

Hand lever operated height-adjustment
Height-adjustable desks, from 71.5 to 116 cm
Twin compartment cable trough included



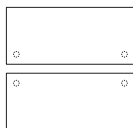
Power assisted height adjustment
Height-adjustable desks, from 65 to 130 cm. Control panel with 4 positions memory. Twin compartment cable trough included.



DESKS WITH SHARED STRUCTURAL FRAME

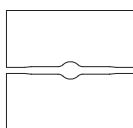
D. 80 cm / D. 166.5 cm

> **2 rectangular worktops with pre-drilled openings for cable ports** (sold separately). Desk W. 200 cm is mounted on a W. 180 cm structural frame.



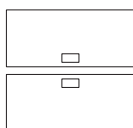
	Ref. + top + fin.	Price excl. tax	Ref. + top + fin.	Price excl. tax
W. 120 cm	1 532 025	£ 981	1 532 059	£ 1536
W. 140 cm	1 532 026	£ 999	1 532 060	£ 1554
W. 160 cm	1 532 027	£ 1018	1 532 061	£ 1573
W. 180 cm	1 532 028	£ 1036	1 532 062	£ 1591
W. 200 cm	1 532 029	£ 1064	1 532 063	£ 1619

> **2 rectangular worktops with scallop edge**. MG and RI finishes available from stock.



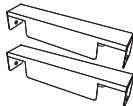
	Ref. + top + fin.	Price excl. tax	Ref. + top + fin.	Price excl. tax
W. 120 cm	-	-	1 532 100	£ 1536
W. 140 cm	-	-	1 532 101	£ 1554
W. 160 cm	-	-	1 532 102	£ 1573
W. 180 cm	-	-	1 532 103	£ 1591

> **2 rectangular worktops with pre-cut openings for soft closing top access housings** (sold separately - see p. 275). Each worktop is fitted with its own metal cable trough, in a matching finish to legs. MG and RI finishes available from stock.



	Ref. + top + fin.	Price excl. tax	Ref. + top + fin.	Price excl. tax
W. 120 cm	1 532 161	£ 1092	1 532 064	£ 1647
W. 140 cm	1 532 162	£ 1110	1 532 065	£ 1665
W. 160 cm	1 532 163	£ 1129	1 532 066	£ 1684
W. 180 cm	1 532 164	£ 1147	1 532 067	£ 1702

OPTIONS



Set of 2 spacing bars for shared workstations (powered version). These create a space between adjoining desks in order to prevent the accidental trapping of fingers during worktop height adjustments. Attach to the desk structure. Available in a choice of White SO, Aluminium grey SA or Black SG (+ fin.).

Ref. + fin.	Price excl. tax
1 532 114	£ 46

DESKTOP SCREENS

> **For desks with a shared structural frame**

Acoustic desktop screens H. 70 cm : specially designed for AXEL workstations

Outer frame made from aluminium covered with fabric - Core made from honeycomb cardboard 25 mm thick, clad with 1 layer of 10 mm thick acoustic polyester fibre on each panel face. 47 mm thick. Tackable panel surface. Mounted on the desk structural frame using fixing clamps, sold separately. Not designed to receive an accessories rail.



	Ref. + fab.	Bondaï fabrics (Cat. A)	Xtreme CS fabrics (Cat. B)	Blazer fabrics (Cat. D)
W. 120 cm	1 532 007	£ 282	£ 296	£ 398
W. 140 cm	1 532 008	£ 301	£ 315	£ 416
W. 160 cm	1 532 009	£ 319	£ 333	£ 435
W. 180 cm	1 532 010	£ 338	£ 352	£ 453

Fixing clamps. Must be included in your order.

Epoxy lacquered metal clamps - Choice of finish in White SO, Aluminium grey SA or Black SG (+fin.).

Clamps for screens H. 70 cm	1 532 012	£ 42
-----------------------------	-----------	------

> **For individual desks, see the complete desktop screen offering on p. 99.**

FINISHES

Choice of melamine finish for worktops (+ top)	Choice of metal finish for legs (+ fin.)	Choice of fabric colour (+ fab.)	Choices of metal finish for clamps (+ fin.)
FROM STOCK		ON REQUEST	FROM STOCK

ON REQUEST: 4 weeks (desktop screens) **6 weeks** (desks)