



© Dragonimages

7h

That's how long
70% of us spend
sitting down
every day

Why choose a sit-stand desk?

The human body is designed to move, but modern lifestyles and remote working mean we often sit for extended periods of time.

A sedentary lifestyle comes with a number of health risks.

Health risks of a sedentary lifestyle



Musculo-
skeletal
pain



Mental
health
issues



Cardio-
vascular
problems



Diabetes
(Type 2)



Change positions and move around

What do people say about sit-stand desks?*

88%

Agree that sit-stand desks are easy to use

47%

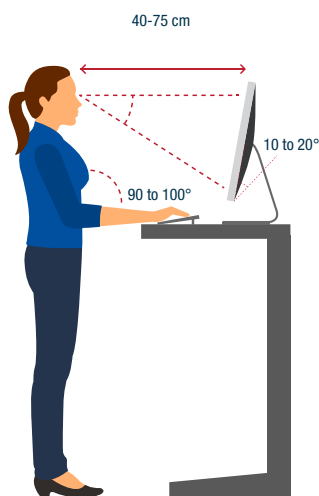
Say they reduce tension in the back, neck and shoulders

65%

Feel more focused and productive

Standing up to work **boosts productivity by 10%**

Good posture

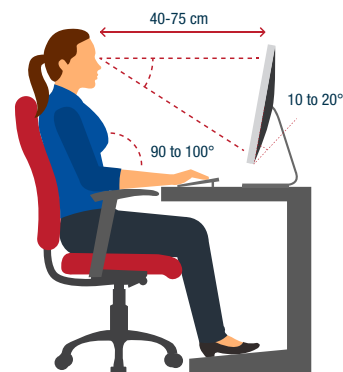


ADJUST YOUR SCREEN

The top of your screen should be level with your eyes and tilted slightly away from you. The screen should be an arm's length away.

POSITION YOUR FEET CORRECTLY

Your feet should be firmly on the ground and slightly apart, forming a triangle with your pelvis.



POSITION YOUR ARMS CORRECTLY

When you rest your hands on the desk, your elbows should form a right angle. Your shoulders should be relaxed, and your forearms should be parallel with the floor. Aim to keep your wrists straight.

KEEP MOVING!

During every 30-minute interval at your desk:

- Sit down for 20 minutes
- Stand up for 8 minutes
- Move around and stretch for the remaining 2 minutes

Switch between sitting and standing every 20 minutes

* Source: US National Library of Medicine



Axel 2

NEW

THE DESK THAT MAKES YOU FEEL GOOD

The AXEL 2 desk boosts employee wellbeing by encouraging users to avoid prolonged sitting and adjust their working position throughout the day. It's an ideal ergonomic solution for private offices, shared workspaces and meeting rooms alike.





Available in electric or manual crank version, Axel 2 provides a complete range of desks and meeting tables designed to adapt to every situation and encourage movement throughout the workday.

Mobile multimedia wall MARTIN, p. 180 - OSCAR office chair, p. 220 - NOMAD table, see information



Multi-purpose & ergonomic

Powerful electric drive

1 motor in each leg upright

.....

Customisable

Multiple cable management solutions
Optional desktop screens available

.....



Optimised

Telescopic chassis for
worktops from 120 to 180 cm

.....

Secure

Built-in Anti Collision technology
(for the electric version)

.....

For any setting

A wide range of desks and tables to suit
private offices, shared workspaces
and meeting rooms

.....

Options



Mobile

Discreet castor with brakes
diameter 40mm (for all types
of flooring) Levelling stabilisers
on the static version



Desktop screens

Acoustic or non-acoustic



Choice of adjustment mechanism



Manual crank

Height adjustable from 71.5 cm to 115.5 cm

- Allows for precise adjustments with no need for cables
- Adjusts in increments of 1 cm
- Easy to use
- Crank retracts below the worktop when not in use
- Only for individual and shared-structure desks



Electric drive

Height adjustable from 65cm to 130cm

Intuitive control box that is ideal for Flexi Offices:

- Hi Resolution LCD screen with a drop down menu to access the various settings
- Memory function: Up to 4 users have the option to choose 2 positions each, either sitting or standing
- Alarm for scheduling reminders to stand
- Other adjustment options



Direct access to a USB charging port (A & C)



Height adjustable from 85cm to 130cm

Simple control box for meeing tables

- 4 position memory function



Options



Easy electrification

Integrated chute allowing storage of socket boxes (shared structure version). Optional cable mounting



Vertical cable management

Extendable slinky or magnetic housing



Configure Axel 2



Individual desk

Whether crank-operated or electric, AXEL 2 encourages users to adjust their working position, reducing the health risks associated with prolonged sitting.



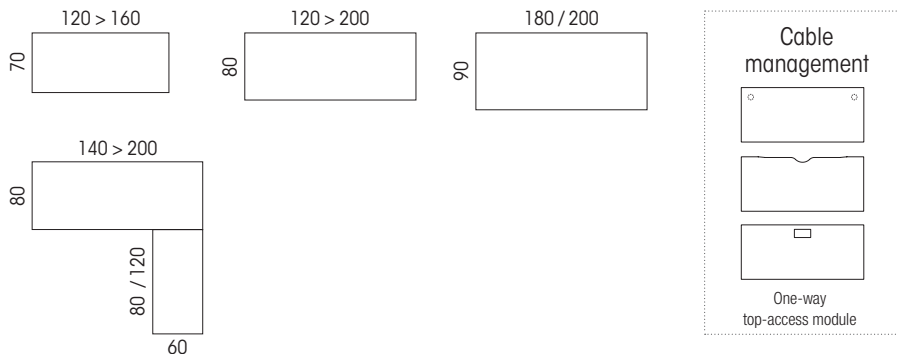
Desk with return

For an optimized work surface, Axel 2 desks offer a principal work area and a matching secondary area

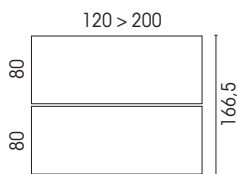


Overview

Individual desks




Shared-structure desks



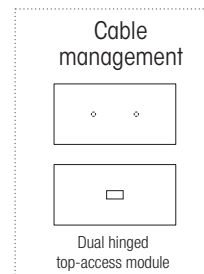
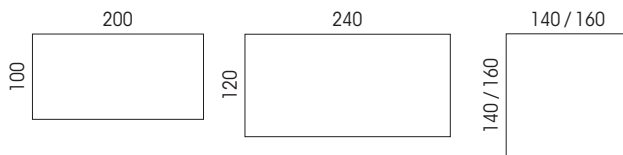
Desktop screens

For shared-structure desks



See p. 116 for desktop screens for individual desks

Meeting tables



Shared-structure desk

A two-person desk for open-plan environments. This setup facilitates communication while allowing each user to personalise their workspace and adjust their desk to the correct height.


Meeting table

Who says meetings have to be done sitting down? Choose from several sizes and shapes to create a dynamic setting for meetings.

Shade card

Melamine

Worktops (thk 25 mm)



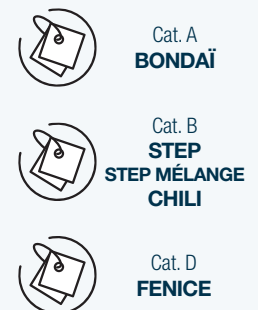
Metal

Legs



Fabric

Screens



PRICE LIST P. 29

Details & availability

VIEW ALL RESOURCES ONLINE





Melamine wood finishes



MA
White maple



R2
Honfleur beech



RI
Light oak




RZ
Lakeland acacia




R3
Brunswick oak



N8*
Maritime pine




N6
Dark walnut



M9
Coffee oak

Melamine plain colours




MG
Snow white



M5
Mist grey



N7
Pearl grey



N5
Linen



M7
Fjord green



N9
Black

Melamine soft touch



MK
Black velvet




Velvet
touch



Matt
effect

Laminated



HZ
White



VW
Black

*N8 Maritime pine: Plywood edge banding



Homère Catalogue p. 82

Compact desk with a rotatable worktop



Specific pricing conditions apply, contact us.

Ref.	Price excl. tax
2 737 010 R3 + #1	£ 403

Shade card

Unit shell

R3

MELAMINE #1 Rotatable worktop

MG

+15%

MK

Axel 2 Catalogue p. 86 **NEW**

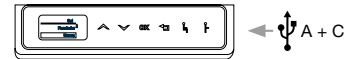
Power and cable management
Optional - See page 133

Top access module sold separately
Inclusion in your order is required - See page 133

MANUAL CRANK



ELECTRIC DRIVE



Individual desks

Rectangular section legs (80 x 50 mm)

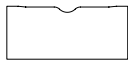
DEPTH 70 CM

Worktops with pre-drilled holes for optional cable ports



Ref.	Price excl. tax	Ref.	Price excl. tax	
W. 120 cm	1 532 120 + #1 #2	£ 558	1 532 464 + #1 #2	£ 740
W. 140 cm	1 532 121 + #1 #2	£ 567	1 532 465 + #1 #2	£ 748
W. 160 cm	1 532 122 + #1 #2	£ 577	1 532 466 + #1 #2	£ 757

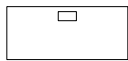
Worktops with scalloped edge



W. 120 cm	1 532 370 + #1 #2	£ 572	1 532 467 + #1 #2	£ 740
W. 140 cm	1 532 371 + #1 #2	£ 582	1 532 468 + #1 #2	£ 748
W. 160 cm	1 532 372 + #1 #2	£ 592	1 532 469 + #1 #2	£ 757

Worktops with pre-cut openings for soft-closing top-access modules

Metal cable trough included, in same finish as legs.



W. 120 cm	1 532 131 + #1 #2	£ 606	1 532 470 + #1 #2	£ 787
W. 140 cm	1 532 132 + #1 #2	£ 616	1 532 471 + #1 #2	£ 796
W. 160 cm	1 532 133 + #1 #2	£ 626	1 532 472 + #1 #2	£ 805

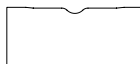
DEPTH 80 CM

Worktops with pre-drilled holes for optional cable ports



W. 120 cm	1 532 020 + #1 #2	£ 567	1 532 473 + #1 #2	£ 748
W. 140 cm	1 532 021 + #1 #2	£ 577	1 532 474 + #1 #2	£ 757
W. 160 cm	1 532 022 + #1 #2	£ 587	1 532 475 + #1 #2	£ 766
W. 180 cm	1 532 023 + #1 #2	£ 597	1 532 476 + #1 #2	£ 774
W. 200 cm ⁽¹⁾	1 532 024 + #1 #2	£ 616	1 532 477 + #1 #2	£ 792

Worktops with scalloped edge



W. 120 cm	1 532 373 + #1 #2	£ 582	1 532 478 + #1 #2	£ 748
W. 140 cm	1 532 374 + #1 #2	£ 592	1 532 479 + #1 #2	£ 757
W. 160 cm	1 532 375 + #1 #2	£ 601	1 532 480 + #1 #2	£ 766
W. 180 cm	1 532 376 + #1 #2	£ 611	1 532 481 + #1 #2	£ 774

Worktops with pre-cut openings for soft-closing top-access modules

Metal cable trough included, in same finish as legs.



W. 120 cm	1 532 157 + #1 #2	£ 616	1 532 482 + #1 #2	£ 796
W. 140 cm	1 532 158 + #1 #2	£ 626	1 532 483 + #1 #2	£ 805
W. 160 cm	1 532 159 + #1 #2	£ 635	1 532 484 + #1 #2	£ 813
W. 180 cm	1 532 160 + #1 #2	£ 645	1 532 485 + #1 #2	£ 822
W. 200 cm ⁽¹⁾	1 532 271 + #1 #2	£ 664	1 532 499 + #1 #2	£ 840

⁽¹⁾ Desk W. 200 cm is mounted on a W. 180 cm structural frame.

Shade card

MELAMINE #1 Worktop 25 mm thick

MG N5 MK MA R2 RI R3 N6 M9

METAL #2 Legs

SO Z4 SG

More finishes available
To see all the available finishes for this range, go to our general shade card p. 136 or visit eolnet.fr (under MyEOLShop)



Axel 2 Catalogue p. 86

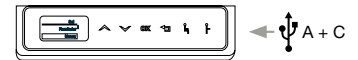
NEW

 Power and cable management
Optional - See page 133 Top access module sold separately
Inclusion in your order is required - See page 133

MANUAL CRANK



ELECTRIC DRIVE



Individual desks (continued)

DEPTH 90 CM

Worktops with pre-drilled holes for optional cable ports

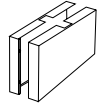
	Ref.	Price excl. tax	Ref.	Price excl. tax	
	W. 180 cm	1 532 273 + #1 #2	£ 626	1 532 500 + #1 #2	£ 800
	W. 200 cm	1 532 274 + #1 #2 ⁽¹⁾	£ 664	1 532 501 + #1 #2	£ 835

⁽¹⁾ This desk W. 200 cm is mounted on a W. 180 cm structural frame.

Options for individual desks

Metal cable casing

1 casing per leg, consisting of 2 magnetic parts that fit around the leg upright



H. 47.5 x W. 80 x D. 9.5 cm - Sold individually

1 532 323 + # £ 184

Set of 4 castors for individual desks

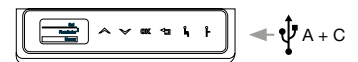
4 ABS castors with brakes, Ø 40 mm. Black shell. Grey roller bands. Suitable for all floor types. Mounted on the underside instead of the stabiliser feet. Minimum height with castors: 68 cm



Set of 4 castors

1 816 103 OF £ 29

ELECTRIC DRIVE



Individual desks with a return

Square section legs (75 x 75 mm). The return can sit to the left- or right-hand side of the worktop.

MAIN WORKTOP D. 80 CM - RETURN D. 60 CM

Worktops with pre-drilled holes for optional cable ports

	With return 60 x 80 cm	Worktop W.	Ref.	Price excl. tax
	Worktop W. 140 cm	1 532 525 + #1 #2	£ 1 452	
	Worktop W. 160 cm	1 532 526 + #1 #2	£ 1 461	
	Worktop W. 180 cm	1 532 527 + #1 #2	£ 1 469	
	Worktop W. 200 cm	1 532 528 + #1 #2	£ 1 548	

	With return 60 x 120 cm	Worktop W.	Ref.	Price excl. tax
	Worktop W. 140 cm	1 532 529 + #1 #2	£ 1 461	
	Worktop W. 160 cm	1 532 530 + #1 #2	£ 1 469	
	Worktop W. 180 cm	1 532 531 + #1 #2	£ 1 478	
	Worktop W. 200 cm	1 532 532 + #1 #2	£ 1 556	

Worktops with scalloped edge

	With return 60 x 80 cm	Worktop W.	Ref.	Price excl. tax
	Worktop W. 140 cm	1 532 533 + #1 #2	£ 1 452	
	Worktop W. 160 cm	1 532 534 + #1 #2	£ 1 461	
	Worktop W. 180 cm	1 532 535 + #1 #2	£ 1 469	

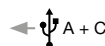
	With return 60 x 120 cm	Worktop W.	Ref.	Price excl. tax
	Worktop W. 140 cm	1 532 536 + #1 #2	£ 1 461	
	Worktop W. 160 cm	1 532 537 + #1 #2	£ 1 469	
	Worktop W. 180 cm	1 532 538 + #1 #2	£ 1 478	



Power and cable management
Optional - See page 133

Top access module sold separately
Inclusion in your order is required - See page 133

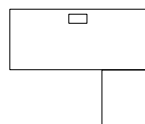
ELECTRIC DRIVE



Individual desks with a return

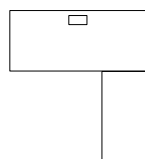
Worktops with pre-cut openings for soft-closing top-access modules

Metal cable trough included, in same finish as legs.



With return 60 x 80 cm


	Ref.	Price excl. tax
Worktop W. 140 cm	1 532 539 + #1 #2	£ 1 500
Worktop W. 160 cm	1 532 540 + #1 #2	£ 1 509
Worktop W. 180 cm	1 532 541 + #1 #2	£ 1 517
Worktop W. 200 cm	1 532 542 + #1 #2	£ 1 596



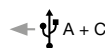
With return 60 x 120 cm

Worktop W. 140 cm	1 532 543 + #1 #2	£ 1 509
Worktop W. 160 cm	1 532 544 + #1 #2	£ 1 517
Worktop W. 180 cm	1 532 545 + #1 #2	£ 1 526
Worktop W. 200 cm	1 532 546 + #1 #2	£ 1 604

MANUAL CRANK



ELECTRIC DRIVE

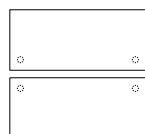


Shared-structure desks

Rectangular section legs (80 x 50 mm)

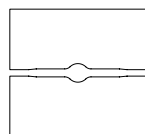
DEPTH 166.5 CM

2 worktops D. 80 cm, each with pre-drilled holes for optional cable ports



	Ref.	Price excl. tax	Ref.	Price excl. tax
W. 120 cm	1 532 025 + #1 #2	£ 1 213	1 532 486 + #1 #2	£ 1 792
W. 140 cm	1 532 026 + #1 #2	£ 1 232	1 532 487 + #1 #2	£ 1 810
W. 160 cm	1 532 027 + #1 #2	£ 1 251	1 532 488 + #1 #2	£ 1 827
W. 180 cm	1 532 028 + #1 #2	£ 1 271	1 532 489 + #1 #2	£ 1 844
W. 200 cm ⁽¹⁾	1 532 029 + #1 #2	£ 1 310	1 532 490 + #1 #2	£ 1 879

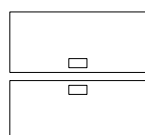
2 worktops D. 80 cm, each with a scalloped edge.



W. 120 cm	1 532 377 + #1 #2	£ 1 242	1 532 491 + #1 #2	£ 1 792
W. 140 cm	1 532 378 + #1 #2	£ 1 261	1 532 492 + #1 #2	£ 1 810
W. 160 cm	1 532 379 + #1 #2	£ 1 280	1 532 493 + #1 #2	£ 1 827
W. 180 cm	1 532 380 + #1 #2	£ 1 300	1 532 494 + #1 #2	£ 1 844

2 worktops D. 80 cm, each with a pre-cut opening for a soft-closing top-access module

Metal cable trough included for each worktop, in same finish as legs.



W. 120 cm	1 532 161 + #1 #2	£ 1 310	1 532 495 + #1 #2	£ 1 888
W. 140 cm	1 532 162 + #1 #2	£ 1 329	1 532 496 + #1 #2	£ 1 905
W. 160 cm	1 532 163 + #1 #2	£ 1 348	1 532 497 + #1 #2	£ 1 923
W. 180 cm	1 532 164 + #1 #2	£ 1 368	1 532 498 + #1 #2	£ 1 940
W. 200 cm ⁽¹⁾	1 532 285 + #1 #2	£ 1 407	1 532 502 + #1 #2	£ 1 975

⁽¹⁾ Desk W. 200 cm is mounted on a W. 180 cm structural frame.

Shade card

MELAMINE #1 Worktop 25 mm thick

MG	N5	MK	MA	R2	R1	R3	N6	M9

METAL #2 Legs

SO	Z4	SG

More finishes available
To see all the available finishes for this range, go to our general shade card p. 136 or visit eolinet.fr (under MyEOLShop)



Axel 2 Catalogue p. 86

NEW


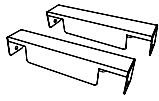
 Power and cable management
Optional - See page 133

 Top access module sold separately
Inclusion in your order is required - See page 133

Options for shared-structure desks

Set of 2 spacing bars (for electric drive desks)

These create a gap between 2 adjoining desks, to prevent accidental trapping of fingers during worktop height adjustments.



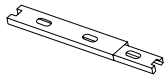
Set of 2 spacing bars

1 532 114 + #

£ 58

High-capacity cable channel

Total cable trough height including channel: 11.5 cm. To be placed on the cable trough instead of the sliding cover.




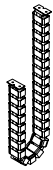
High-capacity cable channel

1 532 230 + #

£ 73

Flexible cable channel (sold individually)

Made from ABS. Secured between the cable trough and the worktop.



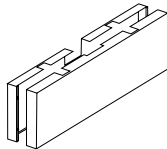
Cable channel (sold individually)

1 532 232 + #

£ 53

Metal cable casing

1 casing on each side, consisting of 2 magnetic parts that fit around the leg uprights



H. 47.5 x W. 166 x D. 9.5 cm - Sold individually

1 532 246 + #

£ 306

Fabric desktop screens for shared-structure desks

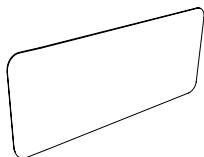
Only compatible with AXEL shared-structure desks.

Not designed to receive an accessories rail.

ACOUSTIC FABRIC

Tackable panel (47 mm thick) - Fixing clamps to be ordered separately.

Desktop screens



W. 120 x H. 70 cm

1 532 007 + #3

£ 383

£ 402

£ 529

W. 140 x H. 70 cm

1 532 008 + #3

£ 403

£ 422

£ 549

W. 160 x H. 70 cm

1 532 009 + #3

£ 422

£ 441

£ 568

W. 180 x H. 70 cm

1 532 010 + #3



£ 441

£ 460

£ 587

Fixing clamps

Epoxy-coated metal clamps for fabric-covered acoustic desktop screens H. 70 cm.



Set of 2 clamps

1 532 016 + #

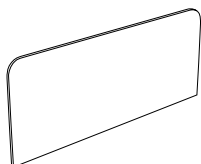
£ 58

NON-ACOUSTIC FABRIC (NOT COMPATIBLE WITH MANUAL CRANK VERSION)

Panel thickness 25 mm - Fixing clamps included with the AXEL bench shared structure desks.

Rounded corners on the upper edge.

Desktop screens



W. 120 x H. 70 cm

1 532 241 + #3

£ 296

£ 315

£ 442

W. 140 x H. 70 cm

1 532 242 + #3

£ 315

£ 334

£ 461

W. 160 x H. 70 cm

1 532 243 + #3

£ 335

£ 354

£ 481

W. 180 x H. 70 cm

1 532 244 + #3

£ 354

£ 373

£ 500



ELECTRIC DRIVE

09B A V 1 2 3 4 M

Meeting tables

Square section legs (75 x 75 mm)

RECTANGULAR TABLES

D. 100 cm - Worktops with pre-drilled holes for optional cable ports with direct connectivity

Option to add 1 twin-compartment cable trough W. 110 cm (ref. 1 067 388)

6-8



W. 200 cm


1 532 382 + #1 #2

£ 1 043

D. 120 cm - Worktops with pre-drilled holes for optional cable ports with direct connectivity

Option to add 2 twin-compartment cable troughs W. 70 cm (ref. 3 711 022)

8-10



W. 240 cm

1 532 384 + #1 #2

£ 1 565

SQUARE TABLES

Worktops with pre-drilled holes for optional cable ports with direct connectivity

Option to add 1 twin-compartment cable trough W. 50 cm (ref. 2 370 267)

4-6



W. 140 x D. 140 cm

1 532 386 + #1 #2

£ 1 935

W. 160 x D. 160 cm


1 532 390 + #1 #2

£ 1 984

Worktops with pre-cut openings for soft-closing dual hinged top-access modules

Twin-compartment metal cable trough included, in same finish as legs.

4-6



W. 140 x D. 140 cm

1 532 388 + #1 #2

£ 2 003

W. 160 x D. 160 cm

1 532 392 + #1 #2

£ 2 052

Shade card

MELAMINE

#1 Worktop 25 mm thick



METAL

#2 Legs



More finishes available

To see all the available finishes for this range, go to our general shade card p. 136 or visit eolnet.fr (under MyEOLShop)

FABRIC

#3 Desktop screens

Cat. A



Bondai

Cat. B



B5



Step / Step mélange Chili

Cat. D



Fenice