

www.solutions-4.co.uk

Tel: 0203 551 6957

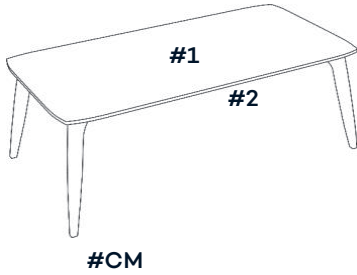
ORGANIK

TARIF - PRICE LIST - PRIJSLIJST

HOW TO PLACE AN ORDER

QUICK & EASY

TABLE



Ex : 3 170 141 + # + CM

| Product ref. | Choice of finish | | |
|--------------|------------------|-----------|------|
| 3 170 141 | Worktop | Structure | Legs |
| | #1 | #2 | CM |

When ordering, in addition to the product reference include:

1. worktop colour code #1 (see shade card for linoleum finish)
2. structure colour code #2 (see shade card for metal finish)
3. legs colour code CM

STORAGE UNITS



Ex : 3 170 140 + # # + CM

| Product ref. | Choice of finish | | |
|--------------|------------------|-------|------|
| 3 170 140 | Worktop | Front | Legs |
| | #1 | #2 | CM |

When ordering, in addition to the product reference include:

1. worktop colour code #1 (see shade card for linoleum finish)
2. front panels colour code #2 (see shade card for metal finish)
3. legs colour code CM

HOW TO PLACE AN ORDER

QUICK & EASY

OPTIONS

Ex : 3 170 026 + #




| Product ref. | Choice of finish |
|--------------|---------------------|
| 3 170 026 + | Modesty panel #1 |

When ordering, in addition to the product reference include:

1. modesty panel colour code #1 (see shade card for linoleum finish)

Ex : 3 170 012 + #




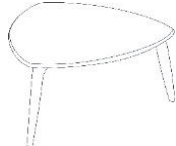




| Product ref. | Choice of finish |
|--------------|------------------|
| 3 170 012 + | Drawer #1 |

When ordering, in addition to the product reference include:

1. drawer colour code #1 (see shade card for metal finish)



| Description | Reference | £ RRP excl. tax |
|---|---|--------------------------|
| WORKSPACE | | |
| Square tables | | |
| <i>Linoleum worktop</i> | | |
|  | W. 1,500 x D. 1,500 mm plain | 3 170 141 + ## + CM 1858 |
| | W. 1,500 x D. 1,500 mm with centred opening for top access module * | 3 170 136 + ## + CM 1933 |
| Rectangular tables | | |
| <i>Linoleum worktop</i> | | |
|  | W. 1,800 x D. 900 mm plain | 3 170 142 + ## + CM 1696 |
| | W. 1,800 x D. 900 mm with 2 integrated cable ports | 3 170 137 + ## + CM 1782 |
| | W. 1,800 x D. 900 mm with opening for top access module on left hand side* | 3 170 143 + ## + CM 1782 |
| | W. 1,800 x D. 900 mm with opening for top access module on right hand side* | 3 170 144 + ## + CM 1782 |
| MEETING SPACES | | |
| Square tables | | |
| <i>Square shaped tables are fitted with a soft closing housing and a cable trough for the storage of trailing sockets</i> | | |
| <i>Linoleum worktop</i> | | |
|  | W. 1,500 x D. 1,500 mm plain | 3 170 141 + ## + CM 1858 |
| | W. 1,500 x D. 1,500 mm with centred opening for top access module * | 3 170 136 + ## + CM 1933 |
| Rounded triangular tables | | |
|  | W. 1,200 x D. 1,200mm plain | 3 170 139 + ## + CM 1477 |
| | W. 1,200 x D. 1,200 mm with 1 centered cable port | 3 170 145 + ## + CM 1515 |
| * Housing module to be ordered separately | | |
| STORAGE UNITS | | |
| <i>Melamine shell thickness 19 mm with metal cladding.</i> | | |
| <i>Metal doors and drawer fronts. Linoleum top and base. Solid wood legs with a natural oak varnish, beech wood handles in a matching finish.</i> | | |
|  | Credenza W. 1,200 x D. 455 x H. 730 mm | 3 170 140 + ## + CM 2182 |
|  | Cupboard W. 1,200 x D. 455 x H. 1,600 mm | 3 170 138 + ## + CM 2563 |
| <div style="display: flex; justify-content: space-between; margin-top: 20px;"> From stock On request - allow 6 weeks </div> | | |

Modesty panels

For rectangular desks only. Modesty panels in a matching finish to the worktop
Attach to the desk frame under the worktop using screws.



For tables W. 1,800 mm

3 170 026 + #

290

Slimline desk drawer

Secured to the underside of the worktop by means of metal inserts



for worktops W. 1,800 mm

3 170 012 + #

133

Cable management

Square socket port for direct desktop connectivity

Made from ABS in a White OG or Black OF finish. Dim: W. 124 x D. 90 mm

Socket port featuring a retractable cover allowing direct connectivity from the worktop. Fitted with a PC UK + 1 RJ45 and 1 USB 5V socket. Feeder cables included. Positioned on the left and/or right outer edges of pre-drilled worktops with Ø80 mm openings.



Square cable port

6 478 141 + #

156

Aircharge: wireless smartphone charger

Choice of either White SO or Black SG finish

Cable port featuring a wireless electromagnetic induction charger for latest generation smartphones.

Positioned on the left and/or right of each pre-drilled worktop with Ø80 mm openings. (EUR plug).



Aircharge

6 478 011 + #

195

Soft closing top access housings for pre-cut worktops

Housing finish in Natural aluminium OI or White epoxy SO. Dim: W. 240 x D. 120 mm

Housing cover fitted with soft closing mechanism - Fitted with grey brushes to facilitate cable routing.

Top access housing with an integrated fixed socket feed (2PC+2RJ45+1USB) and a 2m long UK mains power cable.



Top access housing without socket feed in an Aluminium finish

6 478 113 + OI

71



Top access housing without socket feed in a White finish

6 478 113 + SO

78



Top access housing with socket feed in an Aluminium finish

6 478 114 + OI

230



Top access housing with socket feed in a White finish

6 478 114 + SO

249

Horizontal cable trough or vertical cable column

Injection moulded ABS. Attaches to the underside of the worktop using wood screws. Choice of finish in White SO, Aluminium grey SB or Black SG

Dim. W. 110 x H. 720 mm. Cabling is directly accessible via retractable flaps along the length of the column

. Cabling is secured into position at the upper and lower extremities with clips.

Horizontal cable trough - W. 657 mm

6 478 098 + #

43

Vertical cable column - H. 720 mm


6 478 097 + #

48

From stock


On request - allow 6 weeks

1. LINOLÉUM (plateaux et top/dessous rangements ép. 24 mm) – LINOLEUM (worktops and top/underside storage units 24 mm thick)
 – LINOLEUM (bladen en topblad/bovenzijde opbergmeubilair, dikte 24 mm)




2. MÉTAL (châssis plateaux et coffres rangements) – METAL (worktop supporting frame and storage unit shells) – METAAL
 (bladframe en ombouw opbergmeubilair)

STRUCTURÉ – TEXTURED – GESTRUCTUREERD



LISSE – SMOOTH – GLAD



3. BOIS (piétements) – BOIS (legs) – HOUT (onderstel)



LS Exclusivité / Exclusive to / Exclusiviteit
SIGNATURE BY EOL

+5% Majoration de 5% sur le PPHT indiqué
5 percent mark-up on the RRP excl. tax
Meerprijs van 5% op de opgegeven verkoopprijs excl. BTW

(1) STOCK / STOCK / VOORRAAD
(2) DÉLAI / ON REQUEST / MET LEVERTIJD