



Tel: 0203 551 6957

www.solutions-4.co.uk



Direct desktop connectivity for partnership working

Melamine worktop
25 mm thick with rounded edges, in 3 choices of finish

Fixed height desks
height 73.5 cm

Melamine shell
and Altuglas®
sliding doors,
2 choices of colour

Light oak edge
banding

Conical solid beech legs with a matt varnish finish, secured to a metallic upper bridge mounting bracket, in 2 choices of finish



Square desk W. 140 cm fitted with 2 top-access compartments. Snow white decorative finish. Totem floor lamp (see p. 54). Seven executive and visitor chairs (see p. 194).

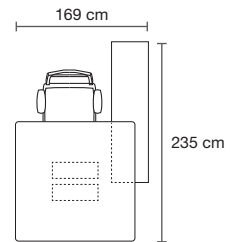


NATIVE integrated



Direct desktop connectivity and collaborative workspace solutions for proximity management

Square worktop
fitted with
2 top-access
compartments

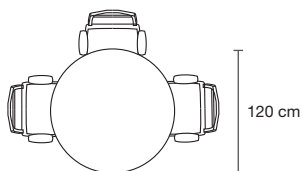


Configuration

Square desk W. 140 cm
on structural return.
Solid beech legs and white upper
mounting bracket
Unit featuring white Altuglas® doors.

3 625 018 RI SO MS OA

£ 1431



Configuration

Circular meeting table \varnothing 120 cm. Solid
beech legs and graphite grey metallic
upper bridge mounting bracket.

3 625 014 RI SC MS

£ 449






Rectangular desk W. 180 cm and square meeting table W. 140 cm.
Worktops D. 80 cm are pre-drilled with openings to receive optional cable ports.
Dark grey worktop finish. Coach leather office chair (see p. 192).



NATIVE pricing


3 choices of melamine finish (+ top)



MG
Snow white



RI
Light oak




RW
Dark grey

1 solid wood finish



MS
Natural beech

2 choices of metal mounting bracket finish (+ fin.)




SO
White




SC
Graphite grey

2 choices of Altuglas® colour (+ col.)



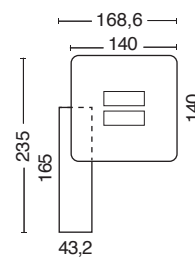
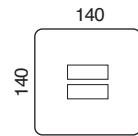
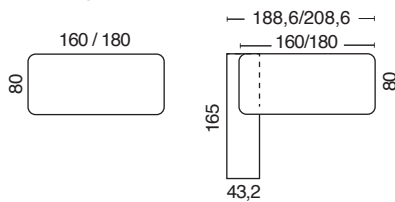
OA
White



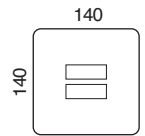
OB
Smoked grey

4 configurations

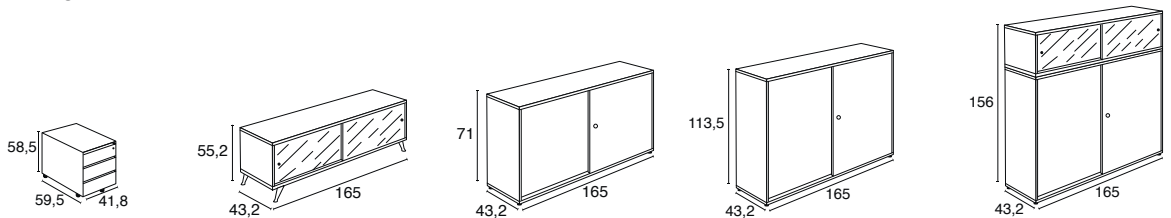
Work space



Meeting space



Storage units



ACCESSORIES



Flat-screen monitor arms

Secured to worktops D. 140 cm by means of pre-drilled openings.
Technical description see p. 51.

Flat-screen monitor arms 6 445 040 ZF

306



Aircharge

Wireless inductive charger module. Fitted in the location of cable port openings Ø 80 mm. Choice of white SO or black SG finish (+ fin.).
Technical description see p. 48.

Cable port 6 478 011 + col.

185

WORK SPACES

RECTANGULAR DESKS

Worktops D.80 cm are pre-drilled with openings to receive optional cable ports.



W. 1.60 x D. 80 cm	3 625 022 + top + fin. + MS	617
W. 1.80 x D. 80 cm	3 625 023 + top + fin. + MS	626

RECTANGULAR DESKS ON STRUCTURAL RETURN

Melamine structural return body in a snow white MG finish. Front user-side access.



W. 1.60 x D. 80 cm	3 625 007 + top + fin. + MS + col.	1121
W. 1.80 x D. 80 cm	3 625 008 + top + fin. + MS + col.	1130

SQUARE DESKS

Worktop fitted with 2 top access housings without sockets, and a twin cable trough.



W. 1.40 x D. 1.40 cm	3 625 009 + top + fin. + MS	927
----------------------	-----------------------------	------------

SQUARE DESKS ON STRUCTURAL RETURN

Melamine structural return body in a snow white MG finish. Front user-side access.



Return on right side

W. 1.40 x D. 1.40 cm	3 625 010 + top + fin. + MS + col.	1431
----------------------	------------------------------------	-------------

Return on left side

W. 1.40 x D. 1.40 cm	3 625 018 + top + fin. + MS + col.	1431
----------------------	------------------------------------	-------------

WORK SPACE OPTIONS



Altuglas® modesty panels

Choice of white OA or smoked grey OB finish. Attach directly to the underside of worktops.

For worktops:

W. 1.60 or W. 1.80 cm	3 625 011 + col.	126
-----------------------	------------------	------------

Metal cable troughs

Choice of white SO or aluminium grey SC finish.

For worktops:

W. 1.60 cm	3 625 012 + fin.	41
W. 1.80 cm	3 625 013 + fin.	44

MEETING SPACE

CIRCULAR TABLE



Ø 120 cm	3 625 014 + top + fin. + MS	449
----------	-----------------------------	------------

SQUARE TABLE

Worktop fitted with 2 top without access housings and a twin cable trough.




W. 1.40 x D. 1.40 cm	3 625 015 + top + fin. + MS	927
----------------------	-----------------------------	------------

EASY-REACH STORAGE

METAL PEDESTALS WITH MELAMINE FRONTS

Mobile pedestals

One-piece construction folded sheet steel pedestals with melamine front and back panels. Drawers mounted on ball-bearing runners. All drawers open fully. Includes a black ABS pen tray. Selective drawer opening. Cylinder lock mechanism. An additional castor is fitted to suspension file drawers to prevent tipping.



1 box drawer + 1 suspension file drawer	2 280 013 + fin. + top	396
3 box drawers	2 280 014 + fin. + top	396



Fabric cushion pad for mobile pedestals

Attaches by means of magnetic strips.

Cushion pad	2 280 015 + fab.	86
-------------	------------------	-----------

Choice of Bondai™
fabrics (+ fab)

KG

Choice of Xtreme CS
M1 fire-resistant fabrics (+ fab)

U4



V6



W5

Manufactured
to
**ISO
14001**

DECO STORAGE SOLUTIONS

CREDENZAS WITH ALTUGLAS® SLIDING DOORS

Raised cupboards on solid wood feet with Altuglas® sliding doors

H. 55.2 cm. Melamine shell in a white MG or aluminium grey MU finish (+ top). Stabilizer feet in a white SO or graphite grey SC finish (+ fin.).



Front user-side access	3 625 016 + top + col. + fin.	590
Front and back access	3 625 017 + top + col. + fin.	626

Options
see p. 71

CUPBOARDS WITH MELAMINE SLIDING DOORS

Front user-side access. Melamine shell in a white MG or aluminium grey MU finish (+ fin.).

H. 71 cm	1 170 531 + top + fin.	581
H. 113.50 cm	1 170 533 + top + fin.	675

Unit formed by stacking of a melamine storage unit with Altuglas® sliding doors on top of a melamine cupboard with sliding doors H. 113.5 cm. Melamine shell in a white MG or aluminium grey MU finish (+ fin.).

H. 156 cm	1 170 535 + top + fin. + col.	1143
-----------	-------------------------------	-------------

117

£ XXX From stock £ XXX *On request