



# Conect

## THE PERFECT DESK FOR SHARED WORKSPACES

The CONECT desks feature elegant bridge or loop legs and a worktop that sits slightly above the desk frame, creating a clean aesthetic and a sense of lightness.

Made  
in France





The one-piece construction makes this the perfect desk for shared workspaces, and the starter/add-on system allows any number of CONECT desks to be joined together as required.

⋮ **ARMAND** cupboards, p. 140 - **SOLANGE** desktop screens, p. 116 - **OSCAR** office chairs, p. 220 - **Floor lamps**, p. 267



## 2 types of leg design



### Bridge legs

Fixed-height: H. 73.5 cm  
Height-adjustable:  
H. 62 to 86 cm



### Loop legs

Fixed height:  
H. 73.5 cm



## Timeless & versatile

### Individual desks

D. 60 to 80 cm



### Shared-structure desks

D. 142 or 165 cm

Single worktop or split worktop



#### Timeless design

One-piece bridge or loop legs with rectangular section (60 x 30 mm)

#### Clean lines

Raised worktop to create a light, airy feel

#### Cable management

Cable ports, scalloped edge, or top-access module



## Configure CONECT



### Configuration ideas



#### Work

Maximise the work surface by placing a structural pedestal below the return



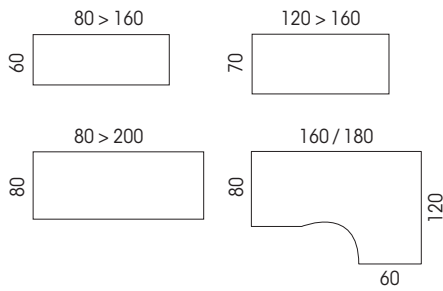
#### Store

Add an easy-reach storage unit to get more work surface and extra storage



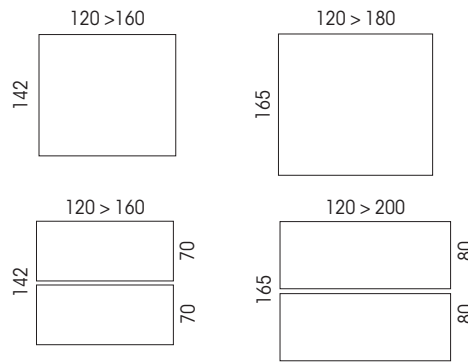
# Overview

## Individual desks

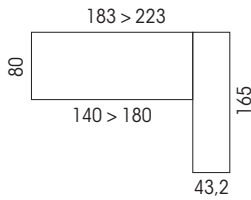


## Shared-structure desks

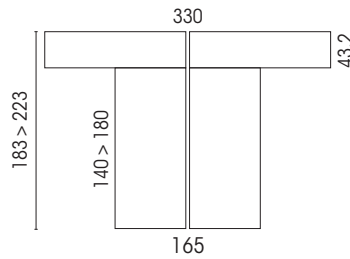
- sliding worktop version also available



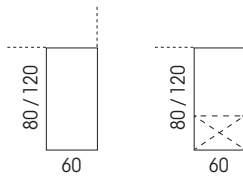
## Individual desks with storage units



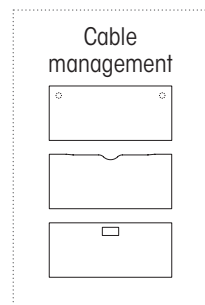
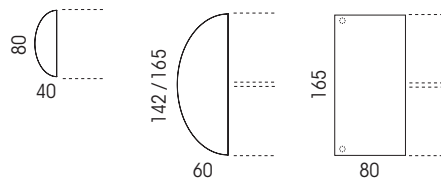
## Shared-structure desks with storage units



## Returns




## Extension units



## Shade card


### Melamine

Worktops (thk 25 mm)



### Metal

Legs



## Meet

Choose a shared-structure desk with a single worktop so you can use it as a meeting table too

PRICE P.38

Details and availability

VIEW ALL RESOURCES ONLINE





### Melamine wood finishes



**MA**  
White maple




**R2**  
Honfleur beech



**RI**  
Light oak




**RZ**  
Lakeland acacia




**R3**  
Brunswick oak



**N8\***  
Maritime pine



**N6**  
Dark walnut




**M9**  
Coffee oak

### Melamine plain colours




**MG**  
Snow white



**M5**  
Mist grey



**N7**  
Pearl grey



**N5**  
Linen




**M7**  
Fjord green



**N9**  
Black

### Melamine soft touch



**MK**  
Black velvet




Velvet  
touch



Matt  
effect

### Laminated



**HZ**  
White



**VW**  
Black

\*N8 Maritime pine: Plywood edge banding

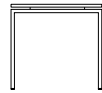
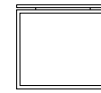


# Conect

 Catalogue p. 100

Power and cable management  
Optional - See page 133

Top access module sold separately  
Inclusion in your order is required - See page 133

**FIXED BRIDGE LEGS****HA\* BRIDGE LEGS <sup>(1)</sup>****FIXED LOOP LEGS****Individual desks****DEPTH 60 CM****Plain worktops**

		Ref.	Price excl. tax	Ref.	Price excl. tax	Ref.	Price excl. tax
	W. 80 cm	1 171 128 + #1 #2	£ 412	1 171 267 + #1 #2	£ 504	1 171 191 + #1 #2	£ 490
	W. 120 cm	1 171 129 + #1 #2	£ 422	1 171 268 + #1 #2	£ 514	1 171 192 + #1 #2	£ 500

**Worktops with pre-drilled holes for optional cable ports**

	W. 140 cm	1 172 602 + #1 #2	£ 432	1 172 606 + #1 #2	£ 524	1 172 604 + #1 #2	£ 509
	W. 160 cm	1 172 603 + #1 #2	£ 441	1 172 607 + #1 #2	£ 534	1 172 605 + #1 #2	£ 519

**DEPTH 70 CM****Worktops with pre-drilled holes for optional cable ports**

	W. 120 cm	1 172 474 + #1 #2	£ 427	1 172 499 + #1 #2	£ 519	1 172 495 + #1 #2	£ 504
	W. 140 cm	1 172 475 + #1 #2	£ 437	1 172 500 + #1 #2	£ 529	1 172 496 + #1 #2	£ 514
	W. 160 cm	1 172 476 + #1 #2	£ 446	1 172 501 + #1 #2	£ 538	1 172 497 + #1 #2	£ 524

**Worktops with a scalloped edge**

	W. 120 cm	1 172 486 + #1 #2	£ 441	1 172 506 + #1 #2	£ 534	1 172 503 + #1 #2	£ 519
	W. 140 cm	1 172 487 + #1 #2	£ 451	1 172 507 + #1 #2	£ 543	1 172 504 + #1 #2	£ 529
	W. 160 cm	1 172 488 + #1 #2	£ 461	1 172 508 + #1 #2	£ 553	1 172 505 + #1 #2	£ 538

**Worktops with pre-cut openings for soft-closing top-access modules** 

Metal cable trough included, in same finish as legs

	W. 120 cm	1 173 297 + #1 #2	£ 475	1 173 309 + #1 #2	£ 567	1 173 306 + #1 #2	£ 553
	W. 140 cm	1 173 298 + #1 #2	£ 485	1 173 310 + #1 #2	£ 577	1 173 307 + #1 #2	£ 563
	W. 160 cm	1 173 299 + #1 #2	£ 495	1 173 311 + #1 #2	£ 587	1 173 308 + #1 #2	£ 572

**DEPTH 80 CM****Worktops with pre-drilled holes for optional cable ports**

	W. 80 cm	1 171 001 + #1 #2	£ 422	1 171 261 + #1 #2	£ 514	1 171 195 + #1 #2	£ 500
	W. 120 cm	1 171 002 + #1 #2	£ 432	1 171 262 + #1 #2	£ 524	1 171 196 + #1 #2	£ 509
	W. 140 cm	1 171 003 + #1 #2	£ 441	1 171 263 + #1 #2	£ 534	1 171 197 + #1 #2	£ 519
	W. 160 cm	1 171 004 + #1 #2	£ 451	1 171 264 + #1 #2	£ 543	1 171 198 + #1 #2	£ 529
	W. 180 cm	1 171 005 + #1 #2	£ 461	1 171 265 + #1 #2	£ 553	1 171 199 + #1 #2	£ 538
	W. 200 cm	1 171 825 + #1 #2	£ 470	1 171 266 + #1 #2	£ 563	1 171 188 + #1 #2	£ 548

**Worktops with scalloped edge**

	W. 120 cm	1 172 341 + #1 #2	£ 446	1 172 563 + #1 #2	£ 538	1 172 370 + #1 #2	£ 524
	W. 140 cm	1 172 342 + #1 #2	£ 456	1 172 564 + #1 #2	£ 548	1 172 371 + #1 #2	£ 534
	W. 160 cm	1 172 343 + #1 #2	£ 466	1 172 565 + #1 #2	£ 558	1 172 372 + #1 #2	£ 543
	W. 180 cm	1 172 344 + #1 #2	£ 475	1 172 566 + #1 #2	£ 567	1 172 373 + #1 #2	£ 553

**Worktops with pre-cut openings for soft-closing top-access modules** 

Metal cable trough included, in same finish as legs.

	W. 120 cm	1 173 873 + #1 #2	£ 480	1 173 293 + #1 #2	£ 572	1 173 342 + #1 #2	£ 558
	W. 140 cm	1 173 874 + #1 #2	£ 490	1 173 294 + #1 #2	£ 582	1 173 343 + #1 #2	£ 567
	W. 160 cm	1 173 875 + #1 #2	£ 500	1 173 295 + #1 #2	£ 592	1 173 344 + #1 #2	£ 577
	W. 180 cm	1 173 876 + #1 #2	£ 509	1 173 296 + #1 #2	£ 601	1 173 345 + #1 #2	£ 587
	W. 200 cm	1 173 360 + #1 #2	£ 519	1 173 362 + #1 #2	£ 611	1 173 375 + #1 #2	£ 597


<sup>(1)</sup> HA: Height-adjustable**Shade card**

MELAMINE										METAL						
#1 Worktop 25 mm thick										#2 Legs / Structural pedestal						
#3 Storage carcass and doors																
MG	N5	MK*	MA	R2	RI	R3	N6	M9	MG	N9**	RI	R3	SO	SA	SC	SG

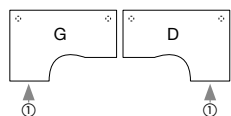
More finishes available  
To see all the available finishes for this range, go to our general shade card p. 136 or visit [eolnet.fr](http://eolnet.fr) (under MyEOLShop)

\* MK Black velvet melamine on horizontal surfaces (desk worktops and storage unit tops). \*\* N9 Black standard melamine on vertical surfaces (storage unit shell and doors)



 Power and cable management  
Optional - See page 133 Top access module sold separately  
Inclusion in your order is required - See page 133**FIXED BRIDGE LEGS****HA BRIDGE LEGS <sup>(1)</sup>****FIXED LOOP LEGS****90° asymmetric compact desks -  
D. 80/120 x return 60 cm****DEPTH 80 CM**

Worktops with pre-drilled holes for optional cable ports

**W. 160 cm**

Return on left side

1 171 053 + #1 #2

**£ 577**

1 171 417 + #1 #2

**£ 669**

1 171 567 + #1 #2

**£ 655**

Return on right side

1 171 054 + #1 #2

**£ 577**

1 171 418 + #1 #2

**£ 669**

1 171 568 + #1 #2

**£ 655****W. 180 cm**

Return on left side

1 171 156 + #1 #2

**£ 587**

1 171 419 + #1 #2

**£ 679**

1 171 569 + #1 #2

**£ 664**

Return on right side

1 171 157 + #1 #2

**£ 587**

1 171 420 + #1 #2

**£ 679**

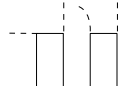
1 171 570 + #1 #2

**£ 664**

① Certain configurations may require an additional tubular support leg, see p. 45

**Returns and extensions**

Can sit to the left- or right-hand side of a rectangular desk, or next to the return of an asymmetrical compact desk

**Returns mounted on bridge legs D. 60 cm**

W. 80 cm

1 171 061 + #1 #2

**£ 340**

1 171 383 + #1 #2

**£ 398**

1 171 595 + #1 #2

**£ 388**

W. 120 cm

1 171 175 + #1 #2

**£ 349**

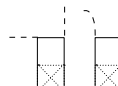
1 171 384 + #1 #2

**£ 407**

1 171 596 + #1 #2

**£ 398****Return mounted on a structural pedestal D. 60 cm**

Metal pedestal W. 42 cm - 2 box drawers + 1 SF\* drawer



W. 80 cm

1 171 111 + #1 #2

**£ 626**

-

-

-

-

W. 120 cm

1 171 113 + #1 #2

**£ 635**

-

-

-

-

**Half-moon worktop W. 80 x D. 40 cm**

To be placed next to a D. 80 cm individual desk. Supported by 1 square section leg 60 x 60 mm



Fixed leg

1 171 178 + #1 #2

**£ 218**


Height-adjustable leg

1 171 180 + #1 #2

**£ 252****SINGLE-SIDED ACCESS  
(SLIDING DOORS ON USER SIDE)****DOUBLE-SIDED ACCESS****Desks with an easy-reach storage unit****WORKTOP D. 80 CM WITH FIXED BRIDGE LEGS - DESK-HEIGHT STORAGE UNIT D. 165 CM.**

Top of storage unit in same finish as worktop. Handle in same finish as legs - Option to add a countertop storage unit (sold separately).

Worktops with pre-drilled holes for optional cable ports



W. 183 - Worktop 140 cm

1 171 234 + #1 #2 #3

**£ 1 246**

1 171 240 + #1 #2 #3

**£ 1 285**

W. 203 - Worktop 160 cm

1 171 235 + #1 #2 #3

**£ 1 256**

1 171 241 + #1 #2 #3

**£ 1 295**

W. 223 - Worktop 180 cm

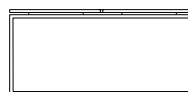
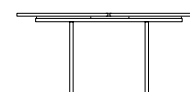
1 171 236 + #1 #2 #3

**£ 1 266**


1 171 242 + #1 #2 #3

**£ 1 305**

Available only in MG / RI / R3 / Black (MK-N9). For other finishes, contact us.

**FIXED BRIDGE LEGS - STARTER****FIXED LOOP LEGS - STARTER****INTERMEDIATE LEG - ADD-ON****Shared-structure desks****D. 142 CM****SINGLE WORKTOP**

Worktops with pre-drilled holes for optional cable ports



W. 120 cm

1 172 551 + #1 #2

**£ 664**

1 171 278 + #1 #2

**£ 810**

1 172 560 + #1 #2

**£ 538**

W. 140 cm

1 172 552 + #1 #2

**£ 684**

1 171 279 + #1 #2

**£ 829**

1 172 561 + #1 #2

**£ 558**

W. 160 cm

1 172 553 + #1 #2

**£ 703**

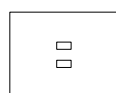
1 171 280 + #1 #2

**£ 849**

1 172 562 + #1 #2

**£ 577****Worktops with pre-cut openings for soft-closing top-access modules <sup>(1)</sup>**

Twin-compartment metal cable trough included, in same finish as legs



W. 120 cm

1 173 330 + #1 #2

**£ 732**

1 173 361 + #1 #2

**£ 878**

1 173 339 + #1 #2

**£ 606**

W. 140 cm

1 173 331 + #1 #2

**£ 752**

1 173 365 + #1 #2

**£ 897**

1 173 340 + #1 #2

**£ 626**

W. 160 cm

1 173 332 + #1 #2

**£ 771**

1 173 369 + #1 #2

**£ 917**

1 173 341 + #1 #2

**£ 645**


\* SF : Suspension files.


<sup>(1)</sup> HA: Height-adjustable



# Conect

Catalogue p. 100

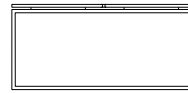
 **Power and cable management**  
Optional - See page 133

 **Top access module sold separately**  
Inclusion in your order is required - See page 133

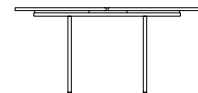
## FIXED BRIDGE LEGS - STARTER




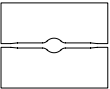

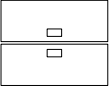
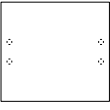

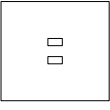
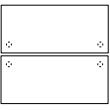
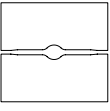

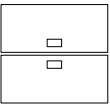
## FIXED LOOP LEGS - STARTER

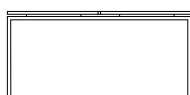
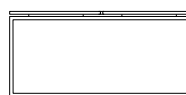
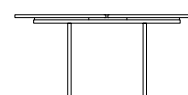


## INTERMEDIATE LEG - ADD-ON



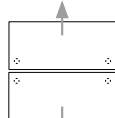
### Shared-structure desks (continued)

D. 142 CM		Ref.	Price excl. tax	Ref.	Price excl. tax	Ref.	Price excl. tax
<b>2 WORKTOPS D. 70 CM</b>							
<b>Worktops with pre-drilled holes for optional cable ports</b>							
	W. 120 cm	1 172 516 + #1 #2	£ 689	1 172 520 + #1 #2	£ 834	1 172 524 + #1 #2	£ 563
	W. 140 cm	1 172 517 + #1 #2	£ 708	1 172 521 + #1 #2	£ 854	1 172 525 + #1 #2	£ 582
	W. 160 cm	1 172 518 + #1 #2	£ 728	1 172 522 + #1 #2	£ 873	1 172 526 + #1 #2	£ 601
<b>Worktops with scalloped edge</b>							
	W. 120 cm	1 172 536 + #1 #2	£ 718	1 172 539 + #1 #2	£ 863	1 172 542 + #1 #2	£ 592
	W. 140 cm	1 172 537 + #1 #2	£ 737	1 172 540 + #1 #2	£ 883	1 172 543 + #1 #2	£ 611
	W. 160 cm	1 172 538 + #1 #2	£ 757	1 172 541 + #1 #2	£ 902	1 172 544 + #1 #2	£ 631
<b>Worktops with pre-cut openings for soft-closing top-access modules</b> 							
Twin-compartment metal cable trough included, in same finish as legs							
	W. 120 cm	1 173 315 + #1 #2	£ 757	1 173 318 + #1 #2	£ 902	1 173 321 + #1 #2	£ 631
	W. 140 cm	1 173 316 + #1 #2	£ 776	1 173 319 + #1 #2	£ 922	1 173 322 + #1 #2	£ 650
	W. 160 cm	1 173 317 + #1 #2	£ 795	1 173 320 + #1 #2	£ 941	1 173 323 + #1 #2	£ 669
<b>D. 165 CM</b>							
<b>SINGLE WORKTOP</b>							
<b>Worktops with pre-drilled holes for optional cable ports</b>							
	W. 120 cm	1 173 001 + #1 #2	£ 689	1 172 620 + #1 #2	£ 834	1 173 005 + #1 #2	£ 563
	W. 140 cm	1 173 002 + #1 #2	£ 708	1 172 621 + #1 #2	£ 854	1 173 006 + #1 #2	£ 582
	W. 160 cm	1 173 003 + #1 #2	£ 728	1 172 618 + #1 #2	£ 873	1 173 007 + #1 #2	£ 601
	W. 180 cm	1 173 004 + #1 #2	£ 747	1 172 619 + #1 #2	£ 892	1 173 008 + #1 #2	£ 621
<b>Worktops with pre-cut openings for soft-closing top-access modules</b> 							
Twin-compartment metal cable trough included, in same finish as legs							
	W. 120 cm	1 173 009 + #1 #2	£ 757	1 173 370 + #1 #2	£ 902	1 173 013 + #1 #2	£ 631
	W. 140 cm	1 173 010 + #1 #2	£ 776	1 173 371 + #1 #2	£ 922	1 173 014 + #1 #2	£ 650
	W. 160 cm	1 173 011 + #1 #2	£ 795	1 173 372 + #1 #2	£ 941	1 173 015 + #1 #2	£ 669
	W. 180 cm	1 173 012 + #1 #2	£ 815	1 173 373 + #1 #2	£ 960	1 173 016 + #1 #2	£ 689
<b>2 WORKTOPS D. 80 CM</b>							
<b>Worktops with pre-drilled holes for optional cable ports</b>							
	W. 120 cm	1 171 021 + #1 #2	£ 713	1 171 245 + #1 #2	£ 858	1 171 033 + #1 #2	£ 587
	W. 140 cm	1 171 022 + #1 #2	£ 732	1 171 246 + #1 #2	£ 878	1 171 034 + #1 #2	£ 606
	W. 160 cm	1 171 023 + #1 #2	£ 752	1 171 247 + #1 #2	£ 897	1 171 035 + #1 #2	£ 626
	W. 180 cm	1 171 024 + #1 #2	£ 771	1 171 248 + #1 #2	£ 917	1 171 036 + #1 #2	£ 645
	W. 200 cm	1 172 609 + #1 #2	£ 791	1 172 610 + #1 #2	£ 936	1 172 611 + #1 #2	£ 664
<b>Worktops with scalloped edge</b>							
	W. 120 cm	1 172 357 + #1 #2	£ 742	1 172 353 + #1 #2	£ 888	1 172 365 + #1 #2	£ 616
	W. 140 cm	1 172 358 + #1 #2	£ 761	1 172 354 + #1 #2	£ 907	1 172 366 + #1 #2	£ 635
	W. 160 cm	1 172 359 + #1 #2	£ 781	1 172 355 + #1 #2	£ 926	1 172 367 + #1 #2	£ 655
	W. 180 cm	1 172 360 + #1 #2	£ 800	1 172 356 + #1 #2	£ 946	1 172 368 + #1 #2	£ 674
<b>Worktops with pre-cut openings for soft-closing top-access modules</b> 							
Twin-compartment metal cable trough included, in same finish as legs							
	W. 120 cm	1 173 921 + #1 #2	£ 781	1 173 350 + #1 #2	£ 926	1 173 929 + #1 #2	£ 655
	W. 140 cm	1 173 922 + #1 #2	£ 800	1 173 351 + #1 #2	£ 946	1 173 930 + #1 #2	£ 674
	W. 160 cm	1 173 923 + #1 #2	£ 820	1 173 352 + #1 #2	£ 965	1 173 931 + #1 #2	£ 694
	W. 180 cm	1 173 924 + #1 #2	£ 839	1 173 353 + #1 #2	£ 985	1 173 932 + #1 #2	£ 713
	W. 200 cm	1 173 364 + #1 #2	£ 858	1 173 374 + #1 #2	£ 1 004	1 173 366 + #1 #2	£ 732

Power and cable management  
Optional - See page 133**FIXED BRIDGE LEGS - STARTER****FIXED LOOP LEGS - STARTER****INTERMEDIATE LEG - ADD-ON****Shared-structure desks (continued)****D. 165 CM - 2 SLIDING WORKTOPS D. 80 CM**

Worktops with pre-drilled holes for optional cable ports

Includes a central structural technical cable trough, in same finish as legs



	Ref.	Price excl. tax		Ref.	Price excl. tax		Ref.	Price excl. tax
W. 120 cm	1 171 037 + #1 #2	£ 1 106	-	-	-	1 171 049 + #1 #2	£ 883	
W. 140 cm	1 171 038 + #1 #2	£ 1 125	-	-	-	1 171 050 + #1 #2	£ 902	
W. 160 cm	1 171 039 + #1 #2	£ 1 145	-	-	-	1 171 051 + #1 #2	£ 922	
W. 180 cm	1 171 040 + #1 #2	£ 1 164	-	-	-	1 171 052 + #1 #2	£ 941	

**OPTION FOR INTERMEDIATE LEG****Metal panel**

Enables routing of cables down from the worktop



Set of 2 panels	2 403 835 + # 2	£ 160		
-----------------	-----------------	-------	--	--

**Extensions for shared-structure desks****FREE-STANDING DESK ON FIXED BRIDGE LEGS**

To be placed next to a shared-structure desk D. 165 cm

Worktops with pre-drilled holes for optional cable ports



	Ref.	Price excl. tax		Ref.	Price excl. tax
W. 165 x D. 80 cm	1 171 957 + #1 #2	£ 456	-	-	-

**HALF-MOON WORKTOPS**

To be placed next to a shared-structure desk. Rests on 1 square section support leg 60 x 60 mm. - Finishes MG and RI available from stock. Other finishes on request.



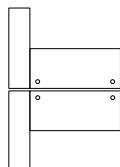
	Ref.	Price excl. tax		Ref.	Price excl. tax
W. 142 x D. 60 cm	1 172 577 + #1 #2	£ 340	-	1 172 579 + #1 #2	£ 369
W. 165 x D. 60 cm	1 171 063 + #1 #2	£ 349	-	1 171 174 + #1 #2	£ 378

**Shared-structure desks with easy-reach storage units****2 WORKTOPS D. 80 CM WITH FIXED BRIDGE LEGS - DESK-HEIGHT STORAGE UNIT D. 330 CM**

Top of storage units in same finish as worktops. Handles in same finish as legs - Option to add countertop storage units (sold separately).

Only available in MG/RI/R3/Black (MK-N9). For other finishes, contact us.

Worktops with pre-drilled holes for optional cable ports

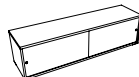


	Ref.	Price excl. tax		Ref.	Price excl. tax
W. 183 - Worktops 140 cm	1 171 243 + #1 #2 #3	£ 2 444	-	1 171 255 + #1 #2 #3	£ 2 522
W. 203 - Worktops 160 cm	1 171 253 + #1 #2 #3	£ 2 464	-	1 171 256 + #1 #2 #3	£ 2 541
W. 223 - Worktops 180 cm	1 171 254 + #1 #2 #3	£ 2 483	-	1 171 277 + #1 #2 #3	£ 2 561

**Countertop storage units for desk-height storage units**

To be placed on a desk-height storage unit.


Sliding Altuglas® doors in White OA. Melamine shell in MG, RI or R3. For alternative finishes, contact us. Not available in Black.



	Ref.	Price excl. tax		Ref.	Price excl. tax
W. 165 x D. 43.2 x H. 42.5 cm	1 171 529 + OA + #3	£ 626	-	1 171 530 + OA + #3	£ 669

**Shade card****MELAMINE**

#1 Worktop 25 mm thick



#3 Storage shell and doors

**METAL**

#2 Legs / Structural pedestal

**More finishes available**To see all the available finishes for this range, go to our general shade card p. 136 or visit [eolnet.fr](http://eolnet.fr) (under MyEOLShop)

\* MK Black velvet melamine on horizontal surfaces (desk worktops and storage unit tops). \*\* N9 Black standard melamine on vertical surfaces (storage unit shell and doors)