

RIO

RIO is presented in a choice of either melamine or glass enamelled worktops mounted on a metal frame. Its sober and decidedly contemporary aesthetic make this desk the ideal solution for the fitting out of managerial spaces, whether in an open-space floorplan or in private offices.



- Cupboards, page 121
- Ergonomic chairs, page 195
- Decorative lamps, page 253



Modern & sober

Melamine worktop
25 mm thick, 4 choices of finish
Glass worktop
8 mm thick, 2 choices of colour

Melamine worktops **new**
with drilled out openings for cable ports
or pre-cut for top access housings



Metal bridge design legs
on adjustable stabilizer feet
2 choices of finish

3 RETURN DESIGNS



Structural return
with Altuglas® sliding doors
on matching metal legs



Fixed return
1 bridge shaped leg
to create a lighter structure




Free-standing return
2 bridge
design metal legs

FINISHES & PRODUCT OVERVIEW

4 choices of melamine worktop (+ top 1)




2 choices of metal finish for legs (+ fin.)



FROM STOCK

2 choices of glass colour finish for worktops (+ top 2)

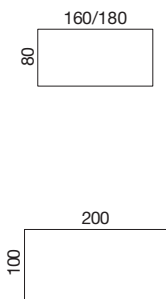


2 choices of Altuglas® sliding door colour (+ col.)

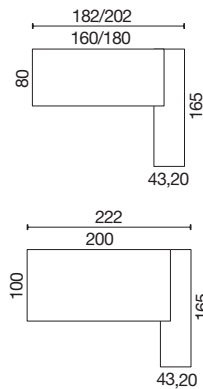


FROM STOCK

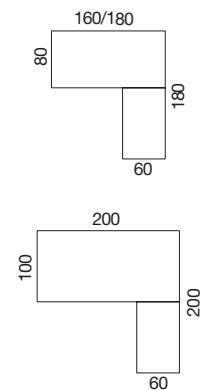
Individual desks



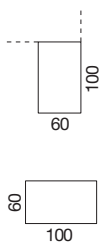
Desks with structural returns



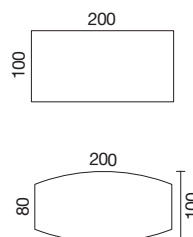
Desks with fixed returns



Extension units

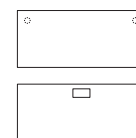


Meeting tables



Power and cable management (for melamine worktops)

Desks




Meeting tables



PRICES

Price excl. taxes :

WORKSPACE	Melamine worktops with drilled out openings for cable ports		Pre-cut melamine worktops with openings for top access housings (cable trough included) 		Glass top	
	Ref. + top 1 + fin.	Price excl. tax	Ref. + top 1 + fin.	Price excl. tax	Ref. + top 2 + fin.	Price excl. tax
Rectangular desks						
W. 160 x D. 80 cm	3 665 315	£ 510	3 665 600	£ 561	3 665 318	£ 586
W. 180 x D. 80 cm	3 665 316	£ 548	3 665 601	£ 601	3 665 319	£ 681
W. 200 x D. 100 cm	3 665 317	£ 596	3 665 602	£ 651	3 665 320	£ 796
	Ref. + décor 1 + fin. + col.	Price excl. tax	Ref. + décor 1 + fin. + col.	Price excl. tax	Ref. + décor 2 + fin. + col.	Price excl. tax
Rectangular desks with structural returns - Melamine return in MG (White) or MU (Aluminium grey) finish, matching the legs - Altuglas doors OA/OB (+ col.)						
> Structural return with user side access						
W. 182 x D. 165 cm	3 665 603	£ 1096	3 665 606	£ 1146	3 665 609	£ 1172
W. 202 x D. 165 cm	3 665 604	£ 1134	3 665 607	£ 1187	3 665 610	£ 1267
W. 222 x D. 165 cm	3 665 605	£ 1181	3 665 608	£ 1238	3 665 611	£ 1382
> Structural return with double sided access						
W. 182 x D. 165 cm	3 665 321	£ 1096	3 665 612	£ 1146	3 665 324	£ 1172
W. 202 x D. 165 cm	3 665 322	£ 1134	3 665 613	£ 1187	3 665 325	£ 1267
W. 222 x D. 165 cm	3 665 323	£ 1181	3 665 614	£ 1238	3 665 326	£ 1382
	Ref. + top 1 + fin.	Price excl. tax	Ref. + top 1 + fin.	Price excl. tax	Ref. + top 2 + fin.	Price excl. tax
Rectangular desks with fixed returns						
W. 160 x D. 180 cm	3 665 327	£ 782	3 665 615	£ 833	3 665 330	£ 948
W. 180 x D. 180 cm	3 665 328	£ 820	3 665 616	£ 873	3 665 331	£ 1043
W. 200 x D. 200 cm	3 665 329	£ 867	3 665 617	£ 923	3 665 332	£ 1157
Fixed returns - Positioned to the left or right-hand side of rectangular desks.						
W. 100 x D. 60 cm	3 665 333	£ 272			3 665 334	£ 362
Free-standing return						
W. 100 x D. 60 cm	3 665 335	£ 376			3 665 336	£ 490
	Ref. + fin.	Price excl. tax	Ref. + fin.	Price excl. tax	Ref. + fin.	Price excl. tax
Metal modesty panels - Modesty panel attaches to the underside of melamine worktops or secures to a crossbeam spanning the legs of glass top desks.						
	For free-standing desks or desks with fixed returns		For desks with structural returns			
W. 160 cm	3 665 103	£ 76	3 665 337	£ 71		
W. 180 cm	3 665 104	£ 81	3 665 103	£ 76		
W. 200 cm	3 665 105	£ 86	3 665 104	£ 81		
	Melamine worktop		Pre-cut melamine worktops with openings for top access housings (cable trough included)		Glass top	
MEETING SPACE	Ref. + top 1 + fin.	Price excl. tax	Ref. + top 1 + fin.	Price excl. tax	Ref. + top 2 + fin.	Price excl. tax
Rectangular table						
W. 200 x D. 100 cm	3 665 317	£ 596	3 665 618	£ 651	3 665 320	£ 796
Barrel shaped table						
W. 200 x D. 100 cm	3 665 619	£ 571	3 665 620	£ 619		



Top access housing
Module to be ordered separately

* From stock worktop availability in R1 finish only.