



Team President

Executive chair with synchro mechanism, adjustable in tension, lockable in 5 positions and fitted with a backrest reverse lock safety system. Depth-adjustable seat. 5 point star base in polished aluminium (chrome effect). Multi-function arms.

Cantilever chair with hard-wearing tubular steel frame in a chrome finish.



① Leather executive chair.
For dimensions, see price guide, p. 202



② Leather cantilever chair.
W. 54 x D. 59.5 x H. 90 cm

3
YEAR
GUARANTEE

EN
1335 1/2/3

Manufactured
to
ISO
9001

Manufactured
to
ISO
14001

CORRECTED
GRAIN
LEATHER
(KIPSKIN)

6 choices of leather colour

Black
YB

Ivory
YC

Graphite grey
YU

Chocolate
YE

Taupe
YQ

White
YH

From stock

On request

1 finish for
base

Chrome
SQ

From stock

Synchro

Adjustable
through
50 mm

Tension
adjustment

Backrest
reverse lock

Sinkra

Executive chair with synchro mechanism, adjustable in tension, lockable in 5 positions and fitted with a backrest reverse lock safety system. Depth-adjustable leather seat. Rigid tubular steel backrest covered in hard-wearing mesh. 5 point star base in polished aluminium (chrome effect). Multi-function arms.

Cantilever chair with leather seat and mesh backrest. Hard-wearing tubular steel frame in a chrome finish.

① Leather executive chair.
For dimensions, see price guide, p. 203

② Leather cantilever chair.
W. 55 x D. 60 x H. 83.5 cm

3
YEAR
GUARANTEE

EN
1335 1/2/3

Manufactured
to
ISO
9001

Manufactured
to
ISO
14001

CORRECTED
GRAIN
LEATHER
(KIPSKIN)

3 choices of leather
colour

Black
YB

White
YH

Graphite grey
YU

From stock

On request

4 choices of mesh
colour

Black
TI

White
IR

Green
IP

Graphite grey
IM

From stock

On request

1 finish for
base

Chrome
SQ

From stock

Synchro

Adjustable
through
50 mm

Tension
adjustment

Backrest
reverse lock

Hard-wearing mesh backrest

288

For prices, optional extras and technical specifications, see separate price guide, page 202.

For prices, optional extras and technical specifications, see separate price guide, page 203.

289

Sinkra catalogue page 289

Guarantee, standards, shade card and mechanisms



3 choices of leather colour



Black YB From stock
 White YH From stock
 Graphite grey YU On request

1 finish for base

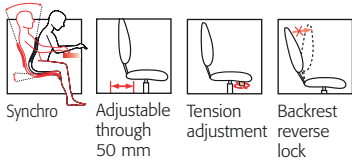


Chrome SQ
 From stock

4 choices of mesh colour



Black TI From stock
 White IR From stock
 Green IP On request
 Graphite grey IM On request



Product description

Mechanisms

- next generation synchro mechanism, lockable in 5 positions and adjustable in tension (by means of a pull-out lever at the side) according to the weight of the user;
- backrest reverse lock safety mechanism;
- seat depth adjustable through 50 mm;
- seat height adjustable through 100 mm by means of a gas lift mechanism;

Structure

- seat: internal structure made from polypropylene, shell from injection-moulded polypropylene;
- backrest: rigid two piece support frame made from tubular steel in a chrome finish.

Base

- 5 point star base in polished aluminium (SQ) (chrome effect), ø 700 mm;
- twin wheel free-rolling polyamide castors, ø 65 mm.

Padding

- seat: cold-moulded polyurethane foam, density 60/65 kg/m³, 50 mm in thickness.

Covering

- seat: corrected grain leather in black (YB) or white (YH) from stock, or in graphite grey (YU) on request;
- backrest: hard-wearing mesh in black (TI) or white (IR) from stock, or in graphite grey (IM) or green (IP) on request.

Multi-function arms



- adjustable in height through 80 mm and locked into position by means of a push button mechanism;
- adjustable in width on both sides through 38 mm by means of a handwheel;
- armrests adjustable in depth through 50 mm in a rear or forward direction and adjustable in direction through +/- 20°;
- armrests made from soft polyurethane;
- arms and supports made from injection-moulded black polyamide.

Cantilever visitor chair

- hard-wearing tubular steel cantilever base in a chrome (SQ) finish;
- cold-moulded, non-deformable, flexible polyurethane foam padding;
- seat covered in black leather and backrest in hard-wearing mesh fabric (as described for the swivel chair);
- non-slip polyethylene glides.

The Range



	description	code	price ex. VAT
	① Synchro chair with multi-function arms		
	Colour combinations from stock:		
	white leather / white mesh	5 380 002 YH SQ IR	£ 931
	black leather / black mesh	5 380 002 YB SQ TI	£ 931
	Colour combinations on request:		
	black leather / green mesh	5 380 002 YB SQ IP	£ 965
	② Cantilever visitor chair with chrome base		
	Colour combinations from stock:		
	white leather / white mesh	5 380 011 YH SQ IR	£ 378
	black leather / black mesh	5 380 011 YB SQ TI	£ 378
	Colour combinations on request:		
	black leather / green mesh	5 380 011 YB SQ IP	£ 395
	graphite grey leather / graphite grey mesh	5 380 011 YU SQ IM	£ 395