



Profil

A family of executive chairs comprising 3 different models. Executive chair with synchro mechanism, adjustable in tension, lockable in 5 positions and fitted with a backrest reverse lock safety system. Optional headrest and seat depth adjustment facility.

Conference chair with fixed point automatic return mechanism and seat height adjustment facility. Cantilever chair with tubular steel frame in an aluminium epoxy finish. Fixed or multi-function arms according to model. Fabric or leather upholstery.



Leather or fabric models

① ② ③ ④ Executive chair with headrest and adjustable multi-function arms or fixed arms. For dimensions, see price guide, p. 206



⑤ ⑥ ⑦ ⑧ Executive chair with adjustable multi-function arms or fixed arms. For dimensions, see price guide, p. 206



⑨ ⑩ Conference chair with fixed arms. W. 61.5 x D. 70 x H. 105 cm



⑪ ⑫ Cantilever chair. W. 50 x D. 59 x H. 92 cm




Black
YB
From stock



Celestial black
FA
From stock



On request – allow 4 weeks for delivery, see p. 323



Aluminium
SB
From stock



Synchro



Adjustable through 50 mm



Tension adjustment



Backrest reverse lock



Elégance

Wood models

Forward axis tilt mechanism, adjustable in tension and lockable in 5 positions. Solid beech base in a stained wood finish. Fixed arms in glued laminated beech.

Black models

Central axis tilt mechanism, adjustable in tension and lockable in the forward position. 5 point star base in black epoxy lacquered aluminium. Fixed arms made from beech plywood covered in black simulated leather.



Wood models

① High back chair. For dimensions, see price guide, p. 207



② Low back chair. For dimensions, see price guide, p. 207



③ Cantilever visitor chair. W. 66 x D. 68 x H. 92 cm



Black models

④ High back chair. For dimensions, see price guide, p. 207




⑤ Low back chair. For dimensions, see price guide, p. 207



⑥ Cantilever visitor chair. W. 64 x D. 69 x H. 89 cm



Black
YB
From stock



4 choices of wood finish
Cherry XM From stock
Mahogany XN On request
Pear XG
Beech XR



Black aluminium
SW
From stock
Black models



Forward axis tilt



Central axis tilt



Tension adjustment

Elegance

catalogue page 293

Guarantee, labels, standards, shade card and mechanisms



1 leather colour



Black

YB
From stock

4 choices of wood finish



Cherry

Mahogany

Pear

Beech

XM	XN	XG	XR
From stock	From stock	On request	On request
Wood models			

1 finish for base



Black aluminium

SW
From stock
Black models

Wood models



Forward axis tilt

Black models



Central axis tilt



Tension adjustment

Product description

Mechanisms

Wood models

- forward axis tilt mechanism, lockable in 5 positions and adjustable in tension according to the weight of the user;
- backrest reverse lock safety mechanism;
- seat height adjustable through 80 mm by means of a gas lift mechanism;

Black models

- central axis tilt mechanism, lockable in the forward position and adjustable in tension according to the weight of the user;
- seat height adjustable through 80 mm by means of a gas lift mechanism;

Structure

- one piece support frame made from beech plywood with steel braces at each side.

Base

- wood models: 5 point star base, ø 620 mm, in black varnished

steel with stained and varnished decorative wooden trim. Available in 4 choices of finish: cherry (XM) or mahogany (XN) from stock, pear (XG) and beech (XR) on request;

- black models: 5 point star base, ø 650 mm, made from black varnished aluminium (SW);
- twin wheel castors, ø 50 mm, with polypropylene trim.

Padding

- seat: polyurethane foam, density 30 kg/m³, 75 mm in thickness;
- backrest: polyurethane foam, density 25 kg/m³, 55 mm in thickness;
- headrest: polyurethane foam, density 25 kg/m³, 53 mm in thickness;
- rear of shell: polyurethane foam, density 25 kg/m³, 10 mm in thickness.

Covering

- seat and headrest upholstered in micro-perforated simulated leather with anti-perspirant qualities;

- backrest covered in corrected grain leather.

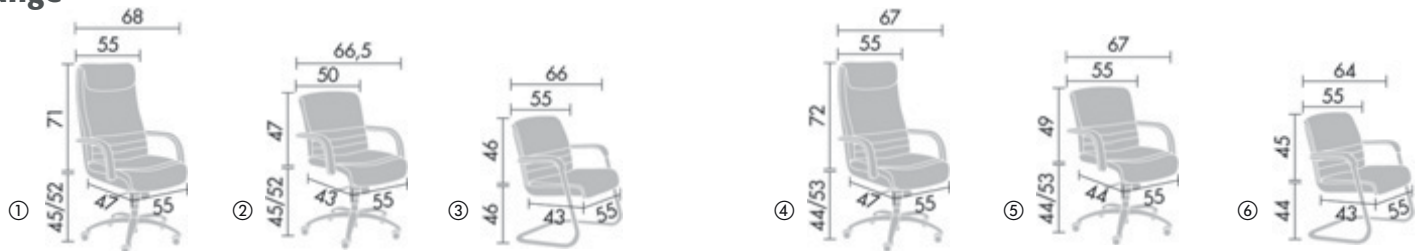
Arms







- wood models: fixed, non-removable arms made from beech plywood stained in cherry (XM) or mahogany (XN) from stock, or in pear (XG) or beech (XR) on request;
- black models: fixed, non-removable arms made from beech plywood with steel supports, and polyurethane foam padded armrests covered in black simulated leather.

Elegance visitor chair

- base according to model: tubular steel in a black (SG) finish or solid beech stained in cherry (XM) or mahogany (XN) from stock, or in pear (XG) or beech (XR) on request;
- polyurethane foam padding;
- corrected grain leather upholstery;
- polypropylene glides.

The Range



	description	code	price ex. VAT
Wood models			
Forward axis tilt chair with arms and base in stained beech			
	① High back chair with headrest	5 313 017 YB + wood fin.	£ 638
	② Low back chair	5 313 018 YB + wood fin.	£ 570
	③ Cantilever visitor chair	5 313 014 YB + wood fin.	£ 527
Black models			
Central axis tilt chair with black arms and black leather upholstery			
	④ High back chair with headrest	5 313 016 YB SW	£ 506
	⑤ Low back chair	5 313 015 YB SW	£ 451
	⑥ Cantilever visitor chair with black epoxy lacquered base	5 313 014 YB SG	£ 383