



# Oxford



## original...

- Melamine panel legs with an asymmetrical fixed return on the visitor side.
- Elliptical design tubular steel supporting legs.
- Structural steel crossbeam incorporated in the panel legs desk version.
- Optional wood veneer modesty panels.
- Adjustable stabilizer feet.
- Desk height 73.50 cm.



*Curved desks W. 200 cm with panel legs and optional modesty panel.  
Semi-matt decorative walnut finish. Manhattan Executive chair (see p. 167).*

## and refined

- Wood veneer worktops, 29 mm thick, with rounded edges. Wood veneer edging, 2 mm thick and assorted to the tops.
- Legs secured to the worktops by means of metal inserts.
- Meeting tables, Deco and traditional storage units come in a matching finish.

*Wood veneer panelling is a natural material. It may therefore present variations in colour and pattern particularly when viewed at different angles to the grain and at different angles to the light.*





# customisable

The Oxford collection includes an extensive range of accessories, including fixed returns on legs or supporting pedestals, mobile pedestals or returns and Deco storage units. Storage solutions fitted with a push&pull system (no handles required) and wood veneer fronts in length of the grain.

**Curved desk W. 200 cm with fixed return on elliptical design legs. Semi-matt decorative walnut finish. Trek Executive chair (see p. 165). Teardrop shaped meeting table and Fever armchairs (see p. 169).**



Curved desks



**D. 85 cm**  
W. 160 cm  
**D. 90 cm**  
W. 180 cm  
W. 200 cm



**On panel legs**  
3 060 004 + top + NX  
  
3 060 005 + top + NX  
3 060 006 + top + NX

**972**

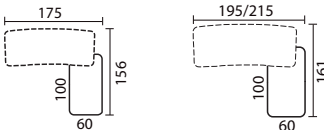
**On elliptical design legs**  
3 060 001 + top + fin. 2

**988**



**1055**  
**1138** 3 060 002 + top + fin. 2  
3 060 003 + top + fin. 2 **1070**  
**1102**

Fixed return



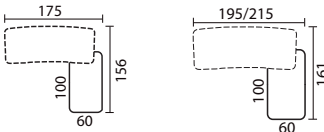
**on panel legs**  
W. 100 x D. 60 cm

**Left-hand return**  
3 060 173 + top + NX



**Right-hand return**  
3 060 171 + top + NX

**837**



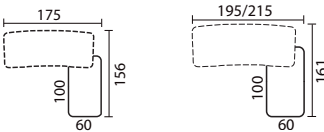
**on elliptical design legs**  
W. 100 x D. 60 cm

3 060 172 + top + fin. 2



3 060 170 + top + fin. 2

**743**



**on supporting pedestal**  
**W. 100 x D. 60 cm**  
2 drawers  
3 drawers

3 060 248 + top + fin. 1 + fin. 2  
3 060 249 + top + fin. 1 + fin. 2



3 060 246 + top + fin. 1 + fin. 2  
3 060 247 + top + fin. 1 + fin. 2

**1414**  
**1414**

Optional extras: Wood veneer modesty panels

- Secure to the underside of the desktop by means of cam-fittings. Height 29 cm.



For desk W. 160 cm  
For desk W. 180 cm  
For desk W. 200 cm

3 060 033 + top  
3 060 034 + top  
3 060 035 + top

**245**  
**269**  
**292**

EASY ACCESS STORAGE SOLUTIONS

Mobile pedestals

- Melamine pedestal, with wood veneer front and top panels.
- Selective drawer opening system.
- Metal frame drawers on nylon runners, open to depth of 90%.
- Suspension file drawer fitted with an additional 5th castor to prevent tipping.
- Metal handles in a choice of black or aluminium grey finish.
- Integrated pen tray.



2 drawers  
3 drawers

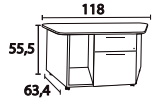
3 060 060 + top + fin. 1 + fin. 2  
3 060 062 + top + fin. 1 + fin. 2



**593**  
**593**

Mobile return

- Melamine return, with wood veneer front and top panels.
- 2-drawer pedestal with integrated pen tray and CPU compartment.
- Selective drawer opening system.
- Metal frame drawers on nylon runners, open to depth of 90%.
- Metal handles in a choice of black or aluminium grey finish.



3 060 110 + top + fin. 1 + fin. 2

**1146**



**Wood veneer decorative finish (+ top)**




**Legs finish**



**Metal legs finishes (+ fin. 2)**



**Melamine pedestals and Deco cupboard shell finishes (+ fin. 1)**



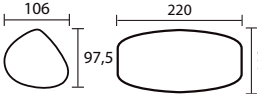
**Melamine traditional cupboard shell finishes (+ fin. 3)**



**Glass doors colours (+ col.)**



Teardrop or barrel-shaped meeting tables



On elliptical design legs

**Teardrop meeting table**  
Seats 3 people.  
3 060 064 + top + fin. 2



**976**

**Barrel meeting table**  
Seats 8 to 10 people.  
3 060 063 + top + fin. 2



**1225**

DECO STORAGE SOLUTIONS

Swing door cupboards

- Melamine cupboard shell - 20 mm thick and melamine shelves 28 mm thick, 2 choices of finish.
- Central compartment left open or fitted with a drop-leaf door, aluminium handles on top section, 2 choices of finish.

- Doors presented in a wood veneer finish matching the desks. Grain direction aligned horizontally on wood veneer panels. Opening by 'push & pull' mechanism.
- Cupboards fitted with wood veneer top 20 mm thick.
- Adjustable stabilizer feet.
- W. 100 x D. 46 cm.

**Cupboard H. 83.5 cm**

- 1 shelf

2 wood doors

3 060 085 + top + fin. 1

**786**



**Cupboards H. 115.7 cm**

- 2 shelves

2 wood doors with open top compartment  
wood doors and top compartment with fold-down work surface

3 060 086 + top + fin. 1

**885**



**Cupboards H. 191.7 cm**

- 4 shelves

4 wood doors and open central compartment  
4 wood doors and central compartment fitted with fold-down work surface

3 060 087 + top + fin. 1  
3 060 088 + top + fin. 1

**1398**  
**1651**



Optional extras

**Additional melamine shelf**

3 060 083 + fin. 1

**36**

TRADITIONAL STORAGE SOLUTIONS

Swing door cupboards

- Melamine cupboard shell and shelves, 2 choices of finish.
- Wood veneer doors in matching finish to desks.

- Toughened safety glass doors 4 mm thick with aluminium frame, 2 choices of finish.
- Single point lock on medium and low cupboards - Glass doors are not lockable.
- W. 80 x D. 40.7 cm (without doors) or D. 42.6 cm.



**Cupboards H. 71 cm**

- 1 shelf

3 060 102 + fin. 3

**119**

2 doors 3 060 121 + top + fin. 3

**506**

4 doors —

Refrigerator - 2 doors 3 060 103 + top + fin. 3

**1082**

1/2 doors - 1/2 bookcase —

1/3 doors - 2/3 bookcase —

Wardrobe - 4 doors —

**Enamelled glass doors**

2 doors 3 060 123 + col. + fin. 3

**766**

4 doors —

1/3 wood veneer doors - 2/3 glass doors —



**Cupboards H. 133.3 cm**

- 3 shelves

3 060 100 + fin. 3

**205**

3 060 120 + top + fin. 3

**762**

—

3 060 126 + top + fin. 3

**660**

—

—

—

3 060 122 + col. + fin. 3

**1070**

—

—

—



**Cupboards H. 197.3 cm**

- 4 shelves

3 060 101 + fin. 3

**237**

—

3 060 124 + top + fin. 3

**1185**

—

—

3 060 127 + top + fin. 3

**845**

3 060 118 + top + fin. 3

**1146**

—

—

3 060 125 + col. + fin. 3

**1754**

3 060 139 + top + fin. 3 + col.

**1454**

Optional extras for traditional storage solutions



**Wood veneer decorative tops**

- In a matching finish to the worktops.
- 20 mm thick, depth 43.2 cm.

W. 80 cm

3 060 079 + top

**178**

W. 160 cm

3 060 077 + top

**312**

**Wood veneer panels (on request, lead time 5 to 6 weeks)**

- Set of 2 side panels, 20 mm thick.
- An optional decorative top is required in order to fit side panels to a unit.

H. 71 cm

3 060 082 + top

**280**

H. 133.3 cm

3 060 080 + top

**419**

H. 197.3 cm

3 060 081 + top

**624**

**Additional melamine shelf**

- In a matching finish to cupboard shell.
- 19 mm thick.

W. 80 cm

3 060 084 + fin. 3

**25**

**Metal shelf**

- In a graphite grey finish.
- For suspension files

W. 80 cm

3 060 256 SC

**24**

**Telescopic filing cradle**

- Black metal finish.
- Open to a depth of 100%.

W. 80 cm

3 060 257 SG

**126**