




*Functional
Versatile
Designer*

4MOST is a dynamic, go-ahead collection of office furniture suitable for all manner of applications. Adaptable and practical, it boasts a choice of elegant, architectural "Bridge" or «Frame» legs which cannot fail to impress. In short, 4MOST has all the hallmarks of a winner.





4Most is a range with multiple possibilities. Linear configurations are flexible and can be adjusted according to requirements, while workstations are clearly defined, unfussy and lend themselves perfectly to modern teamworking practices.



Thanks to its versatility, its suitability for modern "nomadic" working practices and its innovative and elegant design featuring "Bridge" or "Frame" legs, 4Most enjoys wide appeal.

Placing desks in a line encourages teamwork and strengthens group identity, twin priorities for the modern business. The bench system provides effective cable management solutions as well as a range of built in storage units and handy accessories.






Whether your preference is for individual desks or desks with a shared structure, bench desks or meeting tables, 4Most has a wide range of accessories and complementary units from which to choose.



Curved top shapes combine perfectly with the triangular leg design, allowing the functionality and elegance of the desktops to come to the fore.



Curved melamine desktop screens



Shared intermediate legs set back



Bridge legs



4Most is a range with multiple possibilities. Light in appearance, yet undeniably strong, it lends itself to the most ambitious of layouts.

Standard BENCH desks and desks with shared structure



Starter units with Bridge legs
120 x 165 cm
140 x 165 cm
160 x 165 cm
180 x 165 cm



Starter units with Frame legs
120 x 165 cm
140 x 165 cm
160 x 165 cm
180 x 165 cm



Starter units with Bridge or Frame legs and supporting pedestals
162 x 165 cm
182 x 165 cm
202 x 165 cm
222 x 165 cm



Add-on units
120 x 165 cm
140 x 165 cm
160 x 165 cm
180 x 165 cm

Standard desks



Depth 60 cm
80 x 60 cm
120 x 60 cm



Depth 80 cm
80 x 80 cm
120 x 80 cm
140 x 80 cm
160 x 80 cm
180 x 80 cm



Depth 100 cm
200 x 100 cm



Depth 100 cm with Frame legs
200 x 100 cm

Asymmetrical or symmetrical wave desks



140 x 100 x 80 cm
160 x 100 x 80 cm



160 x 100 cm
180 x 100 cm



Desks with shared structure
140 x 205 x 165 cm
160 x 205 x 165 cm



Desks with shared structure
160 x 205 cm
180 x 205 cm

Asymmetrical or symmetrical wave desks in 4 desk clusters



Desks with shared structure
280 x 205 x 165 cm
320 x 205 x 165 cm



Desks with shared structure
320 x 205 cm
360 x 205 cm



Accessories and lighting,
see pages 316 to 322



Matching storage units,
see pages 106 to 111



Matching ergonomic chairs,
see pages 258 to 273

90° asymmetrical compact desks



Depth 60 cm
160 x 120 x 60 cm
180 x 120 x 60 cm



Depth 80 cm
200 x 120 x 80 cm

Asymmetrical compact desks in pairs



Desks with shared structure
160 x 245 x 60 cm
180 x 245 x 60 cm



Desks with shared structure and desk height pedestals
160 x 329 x 60 cm
180 x 329 x 60 cm



Desks with shared structure
200 x 245 x 80 cm



Desks with shared structure and desk height pedestals
200 x 329 x 80 cm

Asymmetrical compact desks in 4 desk clusters



Desks with shared structure
325 x 245 x 125 cm
365 x 245 x 125 cm



Desks with shared structure and desk height pedestals
325 x 329 x 125 cm
365 x 329 x 125 cm



Desks with shared structure
405 x 245 x 165 cm



Desks with shared structure and desk height pedestals
405 x 329 x 165 cm

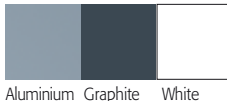


7 choices of finish for tops



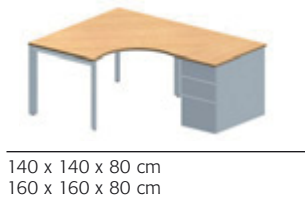
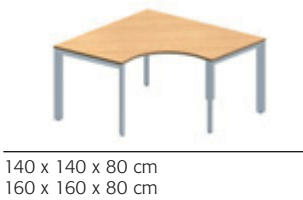
Amber cherry RA, Salmon pear RB, Golden beech RC, Snow white RE, Cinnamon walnut RF, Pearl grey RG, Light oak RI
From stock
Certain shapes only

3 choices of finish for structure

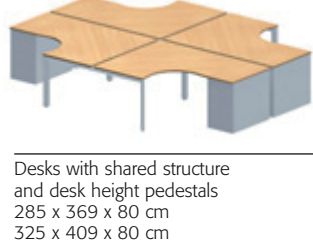
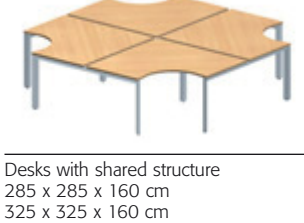
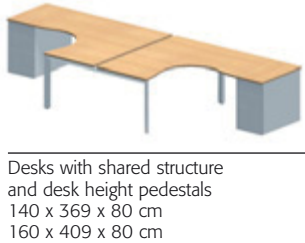
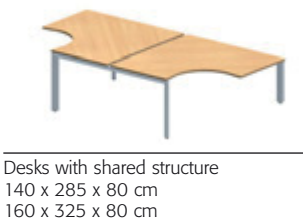


Aluminium SA, Graphite grey SC, White SO
From stock

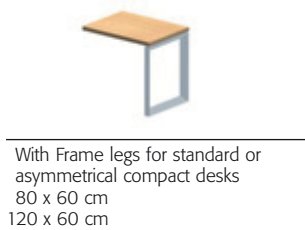
90° symmetrical compact desks



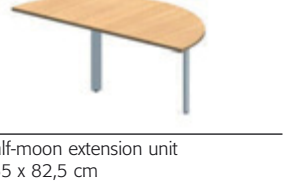
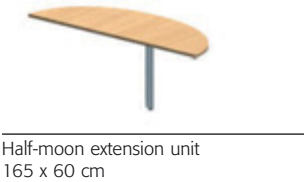
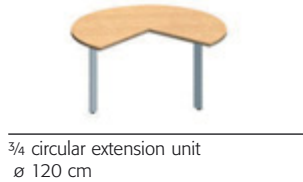
90° symmetrical compact desks in pairs or 4 desk clusters



Extension units for use with standard, wave and compact desks



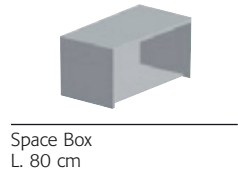

Extension units



Meeting tables



Pedestals



7 choices of finish for tops

Amber cherry RA	Salmon pear RB	Golden beech RC	Snow white RE	Cinnamon walnut RF	Pearl grey RG	Light oak RI
From stock						
Certain shapes only						

3 choices of finish for structure

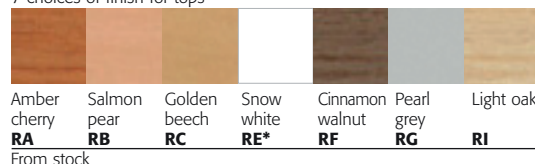
Aluminium grey SA	Graphite SC	White SO
From stock		

See catalogue pages 22 to 39

Guarantee, labels and shade card




7 choices of finish for tops



From stock

3 choices of finish for structure



From stock



* White finish available for standard desks, wave desks, asymmetrical compact desks, 165 cm half-moon extension units, 90° link units and meeting tables.

Product description

Tops

- 25 mm thick high density particle board, 630 kg/m³;
- wood "ecologically certified" as PEFC or FSC compliant according to finish, in recognition that all or a proportion of the timber used is sourced from sustainably managed forest;
- particle board classified as E1 (control of formaldehyde emissions) with an emission level of 6.5 mg HCNO/100 mg and compliant with the NF EN 717-2 standard;
- desktop fire safety classification: in accordance with the NF EN 13501-1 standard, particle board 18 mm and above in thickness is classified as M3 (combustible, moderately flammable);
- maintenance advice: use soapy water and avoid products which contain solvents;
- the board is covered with a sheet of decorative monochrome or wood effect paper. During the melamine process, this paper is impregnated with a duroplastic resin to provide maximum protection, an industrial process which ensures that the furniture achieves outstanding results in terms of resistance to scratching and abrasion. A sheet of paper applied to the underside of tops to provide balance is also impregnated with duroplastic resin;
- edges are protected by a 2 mm thick strip of ABS (Acrylonitrile Butadiene Styrene), which is glued to the board and rounded at the top and bottom for maximum user comfort;
- tops are attached to the structure using screw-in metal inserts (length 17 mm), making desks very easy to assemble and dismantle. Each metal insert is capable of withstanding a force of 140 kg under test conditions.

Structure

- standard legs, fixed height 73.5 cm, or height-adjustable legs, adjustable from 62 to 86 cm at 2 cm intervals;
- tubular steel legs of "Bridge" or "Frame" design - triangular cross-section 59 x 59 x 80 mm;
- 2 polypropylene toe caps of triangular section, 59 x 59 x 80 mm, in a white, aluminium or graphite grey finish;
- 2 stabilizer feet, Ø 38 mm, adjustable through 15 mm;
- each leg has 2 or 4 brackets (80 x 50 x 30 mm 15/10 thickness) welded to the inner face to support the desktop;
- structural support is provided by a tubular beam (50 x 20 mm, 1.5 mm thick) in an aluminium grey epoxy finish, which is screwed to a 4 mm thick plate welded to the horizontal bar;
- height-adjustable legs, depth 120 cm for 90° compact desks, are available on request only (allow 4 to 6 weeks for delivery) .

Sliding tops and cable trough

Sliding tops provide easy access to a central cable trough.

The sliding mechanism comprises:

- 2 sheet steel plates, W. 130 x D. 700/800 mm, (2 mm in thickness), which are screwed to the arch;
- 4 guide pieces built into the desktop;
- 2 knurled screws to limit the movement of the top;
- 2 knurled screws to lock the top into place.

The flanging wheels prevent the top from sliding right out.

Maximum sliding distance: 100 mm.

Finish to match the structure.

Central cable trough

Forming an integral part of the desk structure, cable troughs are built into each bench module with sliding tops.

Centrally positioned beneath the tops of face to face desks, cable troughs have a large storage capacity for wires and trailing sockets.

Made from sheet steel (0.7 mm in thickness), and in a lacquered finish to match the structure, troughs are fitted with a vertical divider and have a cut out section measuring W. 400 x H. 60 mm to allow trailing sockets to pass through.

Attached by double screws to the underside of the desktop.

Overall dimensions beneath desktop: W. 1075 / 1275 / 1475 / 1675 x D. 250 (108 for each user) x H. 118 mm.

Total height beneath desktop: 116 mm.

Central accessory bar (available as an optional extra - not compatible with desktop screens)

Designed to fit centrally in the 50 mm space between two face to face desks;

Made from tubular steel, W. 30 x H. 30 mm (1.5 mm in thickness), bars are attached to the horizontal section of legs;

Cut out sections provide a guide for the positioning of desktop screens or lamps.

Optional modesty panel

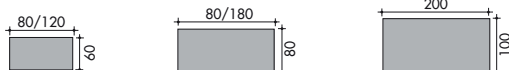
• made from sheet steel (0.7 mm in thickness), modesty panels are fitted at each end with vertical braces in sheet steel (2 mm in thickness), which are welded to the inner face for maximum strength;

• modesty panels are decorated with 3 horizontal grooves;

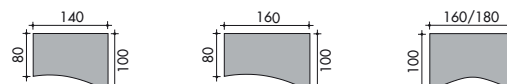
• they are attached to the desktop by 2 metric screws housed in inserts on the underside of the desktop.

The Range

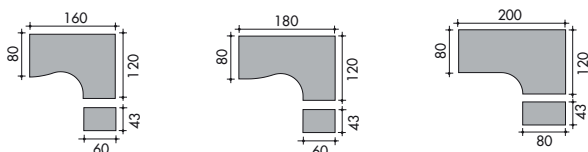
Standard desks



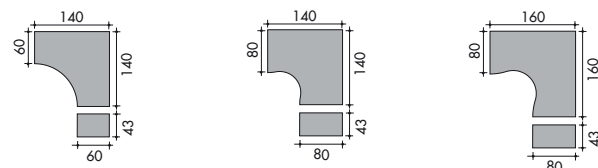
Wave desks



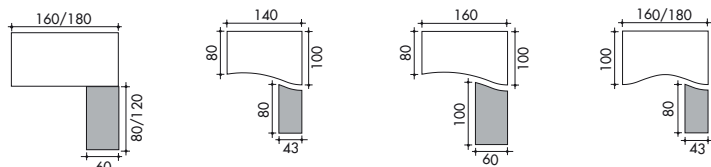
Asymmetrical compact desks



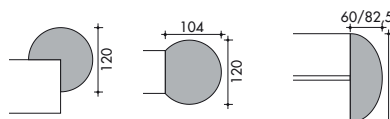
Symmetrical compact desks



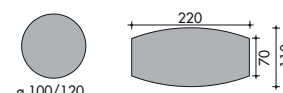
Extension units for use with standard, wave and asymmetrical compact desks

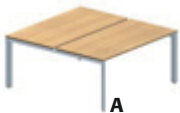
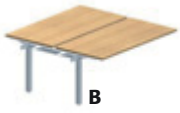


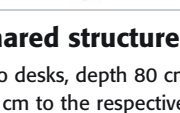
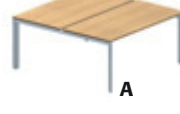
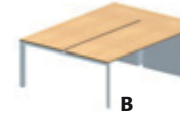




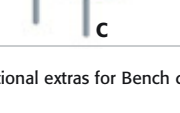


Extension units



























Meeting tables







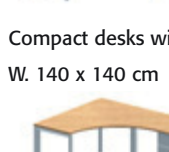
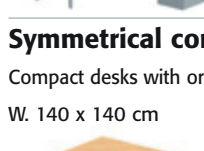











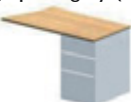






description	code	price ex. VAT
BENCH - Pairs of standard desks with Bridge legs Two desks, depth 80 cm, with sliding tops, standard legs and cable trough. Overall depth 165 cm. 7 choices of top finish including snow white. Optional extras: ① ② ④ ⑤ ⑭ ⑮ ⑱ to ⑳		
 A	Width 120 cm: A - Starter unit with 2 terminal legs	1 067 445 + top fin. + struct. fin. £ 723
	B - Add-on unit with 1 intermediate leg (set back)	1 067 449 + top fin. + struct. fin. £ 536
 B	Width 140 cm: A - Starter unit with 2 terminal legs	1 067 446 + top fin. + struct. fin. £ 765
	B - Add-on unit with 1 intermediate leg (set back)	1 067 450 + top fin. + struct. fin. £ 561
 A	Width 160 cm: A - Starter unit with 2 terminal legs	1 067 447 + top fin. + struct. fin. £ 782
	B - Add-on unit with 1 intermediate leg (set back)	1 067 451 + top fin. + struct. fin. £ 578
 B	Width 180 cm: A - Starter unit with 2 terminal legs	1 067 448 + top fin. + struct. fin. £ 833
	B - Add-on unit with 1 intermediate leg (set back)	1 067 452 + top fin. + struct. fin. £ 633
BENCH - Pairs of standard desks with Frame legs Two desks, depth 80 cm, with sliding tops, standard legs and cable trough. Overall depth 165 cm. 7 choices of top finish including snow white. Optional extras: ① ② ④ ⑤ ⑭ ⑮ ⑱ to ⑳		
 A	Width 120 cm: A - Starter unit with 2 terminal legs	1 067 441 + top fin. + struct. fin. £ 842
	B - Add-on unit with 1 intermediate leg (set back)	1 067 449 + top fin. + struct. fin. £ 536
 B	Width 140 cm: A - Starter unit with 2 terminal legs	1 067 442 + top fin. + struct. fin. £ 888
	B - Add-on unit with 1 intermediate leg (set back)	1 067 450 + top fin. + struct. fin. £ 561
 A	Width 160 cm: A - Starter unit with 2 terminal legs	1 067 443 + top fin. + struct. fin. £ 897
	B - Add-on unit with 1 intermediate leg (set back)	1 067 451 + top fin. + struct. fin. £ 578
 B	Width 180 cm: A - Starter unit with 2 terminal legs	1 067 444 + top fin. + struct. fin. £ 948
	B - Add-on unit with 1 intermediate leg (set back)	1 067 452 + top fin. + struct. fin. £ 633
Shared structure - Pairs of standard desks with Bridge legs Two desks, depth 80 cm, with standard tops and standard legs. Overall depth 165 cm. 7 choices of top finish including snow white. For desks with adjoining pedestal, add 42 cm to the respective width measurement. Optional extras: ① ② ④ ⑤ ⑭ ⑮ ⑱ to ⑳		
 A	Width 120 cm: A - Starter unit with 2 terminal legs	1 067 387 + top fin. + struct. fin. £ 502
	B - Starter unit with 1 terminal leg and 2 desk height pedestals	1 067 479 + top fin. + struct. fin. £ 723
	C - Add-on unit with 1 intermediate leg (set back)	1 067 424 + top fin. + struct. fin. £ 349
 B	Width 140 cm: A - Starter unit with 2 terminal legs	1 067 421 + top fin. + struct. fin. £ 527
	B - Starter unit with 1 terminal leg and 2 desk height pedestals	1 067 480 + top fin. + struct. fin. £ 765
	C - Add-on unit with 1 intermediate leg (set back)	1 067 425 + top fin. + struct. fin. £ 378
 C	Width 160 cm: A - Starter unit with 2 terminal legs	1 067 422 + top fin. + struct. fin. £ 544
	B - Starter unit with 1 terminal leg and 2 desk height pedestals	1 067 481 + top fin. + struct. fin. £ 782
	C - Add-on unit with 1 intermediate leg (set back)	1 067 426 + top fin. + struct. fin. £ 383
 A	Width 180 cm: A - Starter unit with 2 terminal legs	1 067 423 + top fin. + struct. fin. £ 595
	B - Starter unit with 1 terminal leg and 2 desk height pedestals	1 067 482 + top fin. + struct. fin. £ 833
	C - Add-on unit with 1 intermediate leg (set back)	1 067 427 + top fin. + struct. fin. £ 421
Shared structure - Pairs of standard desks with Frame legs Two desks, depth 80 cm, with standard tops and standard legs. Overall depth 165 cm. 7 choices of top finish including snow white. For desks with adjoining pedestal, add 42 cm to the respective width measurement. Optional extras: ① ② ④ ⑤ ⑭ ⑮ ⑱ to ⑳		
 A	Width 120 cm: A - Starter unit with 2 terminal legs	1 067 383 + top fin. + struct. fin. £ 625
	B - Starter unit with 1 terminal leg and 2 desk height pedestals	1 067 475 + top fin. + struct. fin. £ 842
	C - Add-on unit with 1 intermediate leg (set back)	1 067 424 + top fin. + struct. fin. £ 349
 B	Width 140 cm: A - Starter unit with 2 terminal legs	1 067 384 + top fin. + struct. fin. £ 642
	B - Starter unit with 1 terminal leg and 2 desk height pedestals	1 067 476 + top fin. + struct. fin. £ 888
	C - Add-on unit with 1 intermediate leg (set back)	1 067 425 + top fin. + struct. fin. £ 378
 C	Width 160 cm: A - Starter unit with 2 terminal legs	1 067 385 + top fin. + struct. fin. £ 650
	B - Starter unit with 1 terminal leg and 2 desk height pedestals	1 067 477 + top fin. + struct. fin. £ 1 407
	C - Add-on unit with 1 intermediate leg (set back)	1 067 426 + top fin. + struct. fin. £ 383
 A	Width 180 cm: A - Starter unit with 2 terminal legs	1 067 386 + top fin. + struct. fin. £ 701
	B - Starter unit with 1 terminal leg and 2 desk height pedestals	1 067 478 + top fin. + struct. fin. £ 948
	C - Add-on unit with 1 intermediate leg (set back)	1 067 427 + top fin. + struct. fin. £ 421

Optional extras for Bench desks and desks with shared structure, see p. 22


description		code	price ex. VAT		
Standard desks with Bridge legs					
7 choices of top finish including snow white. Optional extras: ① to ⑤ ⑨ to ⑱. Desks, depth 60 cm.					
	Width 80 cm: standard legs	1 067 308 + top fin. + struct. fin.	£ 268		
	Width 120 cm: standard legs	1 067 302 + top fin. + struct. fin.	£ 289		
	Width 80 cm: standard legs	1 067 309 + top fin. + struct. fin.	£ 302		
	adjustable legs	1 067 316 + top fin. + struct. fin.	£ 395		
	Width 120 cm: standard legs	1 067 303 + top fin. + struct. fin.	£ 327		
	adjustable legs	1 067 311 + top fin. + struct. fin.	£ 417		
	Width 140 cm: standard legs	1 067 304 + top fin. + struct. fin.	£ 344		
	adjustable legs	1 067 312 + top fin. + struct. fin.	£ 438		
	Width 160 cm: standard legs	1 067 305 + top fin. + struct. fin.	£ 349		
	adjustable legs	1 067 313 + top fin. + struct. fin.	£ 459		
Desks, depth 80 cm.	Width 180 cm: standard legs	1 067 306 + top fin. + struct. fin.	£ 374		
	adjustable legs	1 067 314 + top fin. + struct. fin.	£ 480		
	Desks, depth 100 cm. 6 choices of top finish. Optional extras:				
		Width 200 cm: standard Bridge legs	1 067 307 + top fin. + struct. fin.	£ 485	
adjustable Bridge legs		1 067 315 + top fin. + struct. fin.	£ 553		
Standard desks with Frame legs					
Desks, depth 100 cm. 6 choices of top finish. Optional extras: ① to ⑤ ⑭ to ⑱.					
	Width 200 cm: standard Frame legs	1 067 310 + top fin. + struct. fin.	£ 544		
		left-hand return	right-hand return		
Asymmetrical wave desks, depth 100 cm, with Bridge legs					
Wave desks, depth 100 x 80 cm. 6 choices of top finish. Optional extras: ① to ⑤ ⑫ ⑮ to ⑱.					
W. 140 cm		Standard legs	1 067 222 + top fin. + struct. fin.	1 067 218 + top fin. + struct. fin.	£ 391
		Adjustable legs	1 067 224 + top fin. + struct. fin.	1 067 220 + top fin. + struct. fin.	£ 476
W. 160 cm		Standard legs	1 067 223 + top fin. + struct. fin.	1 067 219 + top fin. + struct. fin.	£ 404
		Adjustable legs	1 067 225 + top fin. + struct. fin.	1 067 221 + top fin. + struct. fin.	£ 485
Pair of asymmetrical wave desks, depth 100 cm, with Bridge legs					
Standard tops and shared structure. Depth 205 x 165 cm. 6 choices of top finish. Optional extras: ① to ⑤ ⑦ ⑲ to ⑳.					
W. 140 cm		Standard legs	1 067 214 + top fin. + struct. fin.	£ 612	
W. 160 cm			Standard legs	1 067 215 + top fin. + struct. fin.	£ 638
Cluster of four asymmetrical wave desks, depth 100 cm, with Bridge legs					
Standard tops and shared structure. Depth 205 x 165 cm. 6 choices of top finish. Optional extras: ① to ⑤ ⑦ ⑲ to ⑳.					
W. 280 cm		Standard legs	1 067 216 + top fin. + struct. fin.	£ 1 012	
W. 320 cm			Standard legs	1 067 217 + top fin. + struct. fin.	£ 1 058
Symmetrical wave desks, depth 100 cm, with Bridge legs					
Wave desks, depth 100 cm. 7 choices of top finish including snow white. Optional extras: ① to ⑤ ⑫ ⑮ to ⑱.					
W. 160 cm		Standard legs	1 067 254 + top fin. + struct. fin.	£ 412	
		Adjustable legs	1 067 256 + top fin. + struct. fin.	£ 502	
W. 180 cm		Standard legs	1 067 255 + top fin. + struct. fin.	£ 417	
		Adjustable legs	1 067 257 + top fin. + struct. fin.	£ 519	

description		code	price ex. VAT
Pair of symmetrical wave desks with Bridge legs			
Standard tops and shared structure. Depth 205 cm. 7 choices of top finish including snow white. Optional extras: ① to ⑤ ⑦ ⑱ to ㉔.			
W. 160 cm 	Standard legs	1 067 250 + top fin. + struct. fin.	£ 659
W. 180 cm 	Standard legs	1 067 251 + top fin. + struct. fin.	£ 689
Cluster of four symmetrical wave desks with Bridge legs			
Standard tops and shared structure. Depth 205 cm. 7 choices of top finish including snow white. Optional extras: ① to ⑤ ⑦ ⑱ to ㉔.			
W. 320 cm 	Standard legs	1 067 252 + top fin. + struct. fin.	£ 1 101
W. 360 cm 	Standard legs	1 067 253 + top fin. + struct. fin.	£ 1 169
90° asymmetrical compact desks with Bridge legs			
Free-standing compact desk, depth 120 cm. 7 choices of top finish including snow white for compact desks 60 cm in depth, 6 choices of top finish for compact desks 80 cm in depth. Optional extras: ① to ⑤ ② ⑬ ⑮ to ㉔.			
W. 160 cm, 60 cm return			
	Standard legs	1 067 154 + top fin. + struct. fin.	£ 421
	Adjustable legs	1 067 160 + top fin. + struct. fin.	£ 548
W. 180 cm, 60 cm return			
	Standard legs	1 067 156 + top fin. + struct. fin.	£ 438
	Adjustable legs	1 067 162 + top fin. + struct. fin.	£ 570
W. 200 cm, 80 cm return			
	Standard legs	1 067 158 + top fin. + struct. fin.	£ 480
	Adjustable legs	1 067 164 + top fin. + struct. fin.	£ 625
Compact desk, depth 162 cm, with metal desk height pedestal, D. 60 or 80 cm. 2 box drawers + 1 filing drawer.			
W. 160 cm, 60 cm return			
	Standard legs	1 067 155 + top fin. + struct. fin.	£ 705
	Adjustable legs	1 067 161 + top fin. + struct. fin.	£ 858
W. 180 cm, 60 cm return			
	Standard legs	1 067 157 + top fin. + struct. fin.	£ 723
	Adjustable legs	1 067 163 + top fin. + struct. fin.	£ 876
W. 200 cm, 80 cm return			
	Standard legs	1 067 159 + top fin. + struct. fin.	£ 816
	Adjustable legs	1 067 165 + top fin. + struct. fin.	£ 965
Pair of 90° asymmetrical compact desks with Bridge legs			
Two compact desks, return depth 60 cm, with standard tops and standard legs. 7 choices of top finish including snow white for compact desks 60 cm in depth, 6 choices of top finish for compact desks 80 cm in depth. Optional extras: ① to ⑤ ⑦ ⑱ to ㉔.			
W. 160 x D. 245 (without pedestal) or D. 329 (with pedestal) x 60 cm			
	Without pedestal	1 067 190 + top fin. + struct. fin.	£ 646
	With 2 desk height pedestals, D. 60 cm	1 067 191 + top fin. + struct. fin.	£ 1 271
W. 180 x D. 245 (without pedestal) or D. 329 (with pedestal) x 60 cm			
	Without pedestal	1 067 192 + top fin. + struct. fin.	£ 663
	With 2 desk height pedestals, D. 60 cm	1 067 193 + top fin. + struct. fin.	£ 1 305
W. 200 x D. 245 (without pedestal) or D. 329 (with pedestal) x 80 cm			
	Without pedestal	1 067 194 + top fin. + struct. fin.	£ 757
	With 2 desk height pedestals, D. 80 cm	1 067 195 + top fin. + struct. fin.	£ 1 488

description	code	price ex. VAT
Cluster of four 90° asymmetrical compact desks with Bridge legs		
Standard tops, standard legs and shared structure. 7 choices of top finish including snow white for compact desks 60 cm in depth, 6 choices of top finish for compact desks 80 cm in depth. Optional extras: ① to ⑤ ⑦ ⑨ to ⑳.		
	W. 320 x 245 x 120 cm (with the facility for desktop screens to be fitted across the full width of the cluster)	
	Without pedestal 1 067 501 + top fin. + struct. fin.	£ 1 211
	W. 325 x 245 x 125 cm (with the facility for desktop screens to be fitted across the full width and depth of the cluster)	
	Without pedestal 1 067 492 + top fin. + struct. fin.	£ 1 233
	W. 320 x 324 x 120 cm (with the facility for desktop screens to be fitted across the full width of the cluster)	
	With 4 desk height pedestals, D. 60 cm 1 067 498 + top fin. + struct. fin.	£ 2 350
	W. 360 x 245 x 120 cm (with the facility for desktop screens to be fitted across the full width of the cluster)	
	Without pedestal 1 067 502 + top fin. + struct. fin.	£ 1 279
	W. 365 x 245 x 125 cm (with the facility for desktop screens to be fitted across the full width and depth of the cluster)	
	Without pedestal 1 067 493 + top fin. + struct. fin.	£ 1 301
	W. 360 x 324 x 120 cm (with the facility for desktop screens to be fitted across the full width of the cluster)	
	With 4 desk height pedestals, D. 60 cm 1 067 499 + top fin. + struct. fin.	£ 2 418
	W. 400 x 245 x 160 cm (with the facility for desktop screens to be fitted across the full width of the cluster)	
	Without pedestal 1 067 503 + top fin. + struct. fin.	£ 1 335
	W. 405 x 245 x 165 cm (with the facility for desktop screens to be fitted across the full width and depth of the cluster)	
	Without pedestal 1 067 494 + top fin. + struct. fin.	£ 1 352
	W. 400 x 324 x 160 cm (with the facility for desktop screens to be fitted across the full width of the cluster)	
	With 4 desk height pedestals, D. 80 cm 1 067 500 + top fin. + struct. fin.	£ 2 678
90° symmetrical compact desks, depth 60 cm, with Bridge legs		
6 choices of top finish. Optional extras: ① to ⑤ ⑪ ⑮ to ⑱.		
W. 140 x 140 cm		
	Standard legs	1 067 262 + top fin. + struct. fin.
		£ 531
Compact desks with or without metal desk height pedestal, D. 60 cm. 2 box drawers + 1 filing drawer. Depth 60 cm. 6 choices of top finish.		
W. 140 x 140 cm		
	Standard legs	1 067 263 + top fin. + struct. fin.
		£ 718
Symmetrical compact desks, depth 80 cm, with Bridge legs		
Compact desks with or without metal desk height pedestal, D. 80 cm. 2 box drawers + 1 filing drawer. Depth 80 cm. 6 choices of top finish. Optional extras: ① to ⑤ ⑪ ⑮ to ⑱.		
W. 140 x 140 cm		
	Standard legs	1 067 264 + top fin. + struct. fin.
	Adjustable legs	1 067 270 + top fin. + struct. fin.
		£ 570
		£ 710
W. 140 x 140 cm		
	Standard legs	1 067 265 + top fin. + struct. fin.
	Adjustable legs	1 067 271 + top fin. + struct. fin.
		£ 795
		£ 1 114
W. 160 x 160 cm		
	Standard legs	1 067 266 + top fin. + struct. fin.
	Adjustable legs	1 067 272 + top fin. + struct. fin.
		£ 650
		£ 791
W. 160 x 160 cm		
	Standard legs	1 067 267 + top fin. + struct. fin.
	Adjustable legs	1 067 273 + top fin. + struct. fin.
		£ 880
		£ 1 029

description		code	price ex. VAT
Pair of 90° symmetrical compact desks with Bridge legs			
Two compact desks with standard legs, with or without pedestal. 6 choices of top finish. Optional extras: ① to ⑤ ⑦ ⑨ to ⑳.			
	W. 140 x 285 x 80 cm Without pedestal	1 067 294 + top fin. + struct. fin.	£ 973
	W. 140 x 369 x 80 cm With 2 metal desk height pedestals, D. 80 cm	1 067 295 + top fin. + struct. fin.	£ 1 462
	W. 160 x 325 x 80 cm Without pedestal	1 067 296 + top fin. + struct. fin.	£ 1 139
	W. 140 x 409 x 80 cm With 2 metal desk height pedestals, D. 80 cm	1 067 297 + top fin. + struct. fin.	£ 1 628
Extension units for use with standard, wave and asymmetrical compact desks			
Fixed return with supporting pedestal. For use with standard desks 160 to 200 cm in width or asymmetrical compact desks with 60 cm return. 7 choices of top finish including snow white.			
Bridge leg			
	W. 80 cm	1 067 523 + top fin. + struct. fin.	£ 162
	W. 120 cm	1 067 522 + top fin. + struct. fin.	£ 174
Frame leg			
	W. 80 cm	1 067 525 + top fin. + struct. fin.	£ 196
	W. 120 cm	1 067 524 + top fin. + struct. fin.	£ 213
Fixed return with supporting 3 drawer desk height pedestal, depth 60 cm. For use with standard desks 160 to 200 cm in width or asymmetrical compact desks with 60 cm return. 7 choices of top finish including snow white. Pedestal in an aluminium (SA), graphite grey (SC) or white (SO) finish (+ struct. fin.).			
	W. 80 cm	1 067 526 + top fin. + struct. fin.	£ 361
	W. 120 cm	1 067 115 + top fin. + struct. fin.	£ 378
Fixed return with supporting desk height pedestal, depth 60 cm. For use with wave desks 160 or 180 cm in width. 6 choices of top finish. Metal pedestal in an aluminium (SA), graphite grey (SC) or white (SO) finish (+ struct. fin.). Depth 60 cm.			
	left-hand return		right-hand return
	W. 100 cm	1 067 121 + top fin. + struct. fin.	1 067 120 + top fin. + struct. fin. £ 374
Fixed return with supporting tambour cupboard. For use with wave desks 160 or 180 cm in width. 6 choices of top finish. Cupboard in an aluminium (SA), graphite grey (SC) or white (SO) finish (+ struct. fin.). Depth 43 cm.			
	W. 80 cm	1 067 119 + top fin. + struct. fin.	1 067 118 + top fin. + struct. fin. £ 591
Extension units			
3/4 circular extension unit, W. 120 cm. 6 choices of top finish.			
	2 standard legs	1 067 433 + top fin. + struct. fin.	£ 208
Desk end extension unit, W. 104 x D. 120 cm. 6 choices of top finish.			
	2 standard legs	1 067 432 + top fin. + struct. fin.	£ 200
1/2 moon extension units, W. 165 cm. 7 choices of top finish including snow white for units 60 cm in depth, 6 choices of top finish for units 82.5 cm in depth.			
	Depth 60 cm. 1 standard leg	1 067 434 + top fin. + struct. fin.	£ 166
	Depth 82.5 cm. 2 standard legs	1 067 435 + top fin. + struct. fin.	£ 217
Meeting tables			
Circular tables. 7 choices of top finish including snow white.			
	ø 100 cm. Central stem leg	1 067 534 + top fin. + struct. fin.	£ 502
	ø 120 cm. Central stem leg	1 067 527 + top fin. + struct. fin.	£ 527
Barrel table, 220 x 110 cm. 7 choices of top finish including snow white.			
	2 standard arched legs	1 067 117 + top fin. + struct. fin.	£ 451


description	code	price ex. VAT
Optional cable management solutions		
	① Circular cable port, ø 80 mm, for use on desktops. Aluminium (OI) finish. Price of installation package on request. 6 478 009 OI	£ 4
	② Square cable port, 9.5 x 9.5 cm, for use on desktops. Aluminium (OI) finish. Price of installation package on request. 6 478 008 OI	£ 6
	③ Cable holder For desks with straight edges only. Designed to fit between two or more face-to-face desks. Made from graphite grey PVC, cable holders come in sections 40 cm in length and can be juxtaposed or cut to size as required. The two compartments are accessed by simply removing the upper cover.	
	Sold in pairs	6 478 004 OK £ 17
	④ Circular cable holder made from laser cut tubular steel, 1.5 mm in thickness; designed to allow cables to be routed vertically within the column. Attached to the desktop using wood screws. Aluminium grey or graphite grey finish.	
	6 478 077 + fin. £ 42	
	⑤ Dual channel articulated vertebral cable holder. Made from plastic, ø 6.4 cm, in an aluminium (OI) or white (OG) finish.	
	6 478 001 + col. £ 47	
	⑥ Kit for sliding tops comprising 2 plates + 4 diabolos + 2 clamping screws + 2 knurled buttons. For use exclusively with shared structure layouts 165 cm in depth. Kit for sliding tops	
	1 603 481 + fin. £ 53	
	⑦ Dual channel cable troughs for pairs of desks with standard tops. Suitable for wires and trailing sockets. Graphite grey (SC) finish.	
	W. 120 cm	1 067 085 SC £ 55
	W. 140 cm	1 067 082 SC £ 59
	W. 160 cm	1 067 083 SC £ 64
	W. 180 cm	1 067 084 SC £ 68
	⑧ Central cable trough, D. 25 x H. 12.8 cm, with cut out section, W. 40 x H. 11.8 cm, to facilitate the passage of trailing sockets. Aluminium (SA) or white (SO) finish. Centrally positioned beneath the tops of Bench desks, troughs are fitted with a vertical divider and have a cut out section at each end, W. 40 x 46 cm, to allow cables to pass through.	
	W. 120 cm	1 067 069 + fin. £ 111
	W. 140 cm	1 067 070 + fin. £ 119
	W. 160 cm	1 067 071 + fin. £ 123
	W. 180 cm	1 067 072 + fin. £ 132
Optional ergonomic solutions		
	Grooved metal modesty panels in an aluminium (SA) or white (SO) finish. For attachment to the underside of desktops.	
	⑨ for desk W. 80 cm	1 067 113 + fin. £ 43
	⑩ for desk W. 120 cm	1 067 108 + fin. £ 51
	⑪ for desk W. 140 cm	1 067 109 + fin. £ 55
	⑫ for desk W. 160 cm	1 067 110 + fin. £ 60
	⑬ for desk W. 180 cm	1 067 111 + fin. £ 64
	⑭ for desk W. 200 cm	1 067 112 + fin. £ 68
	⑮ Suspended CPU holder. Screws to the underside of the desktop. Adjustable in height and width to ensure that the CPU is held firmly in place. Aluminium (SA) finish.	
	6 443 001 SA £ 102	
	⑯ Keyboard shelf. W x D cm: 58.5 x 33.5. Adjustable in height from 7 to 10.5 cm. Aluminium (SA) or graphite grey (SC) finish.	
	6 505 001 + fin. £ 140	
	⑰ Flat screen monitor arm. Adjustable in height from 5.5 to 37.5 cm. 3 articulations. Clamp attachment to the desktop. Aluminium (SB) finish. Other models are available, see p. 70.	
	Single arm	6 445 032 SB £ 251
	Double arm	6 445 002 SB £ 408
	⑱ Desktop shelves. Depth: 35 cm. Usable height: 21 cm. Brackets in an aluminium (SA) finish.	
	W. 80 cm	1 494 562 + shelf fin. + bracket fin. £ 145
	W. 120 cm	1 494 563 + shelf fin. + bracket fin. £ 162
	W. 160 cm	1 494 564 + shelf fin. + bracket fin. £ 174

description	code	price ex. VAT
Optional extras for BENCH desks and desks with shared structure		
Cosy haft-mounted lamp for attachment to a central bar (with stem), rail or desktop screen. Base in an aluminium (SA) finish. Shade in brilliant red (OH) or matt white (OG) (other colours may be available - please contact us for further information). 23 W E27 compact fluorescent bulb. Stem-mounted lamps can be fitted to central bars 140 to 180 cm in width, but, irrespective of bar dimensions, are only compatible with desktop screens 120 cm (fabric) or 100 cm (altuglass) in width.		
	① Lamp with white shade - for rail 7 341 018 OG ZA £ 162 Lamp with red shade - for rail 7 341 018 OH ZA £ 196 Lamp with white shade - on stem 7 341 005 OG ZA £ 145 Lamp with red shade - on stem 7 341 005 OH ZA £ 179	
Desktop screens, H. 40 cm, 4.8 cm in thickness. Integral accessory rails in extruded aluminium. For use exclusively with shared structure layouts 165 cm in depth. Metal frame in an aluminium (SA) finish with 4 mm thick Altuglass screen in white (OA) (OASA), metal frame in a white (SO) finish with 4 mm thick Altuglass screen in smoked grey (OB) (OBSO), or metal frame in a white (SO) finish with 4 mm thick Altuglass screen in red (OX) (OXSO).		
	② W. 120 cm 1 067 073 + fin. + col. £ 349 W. 140 cm 1 067 074 + fin. + col. £ 361 W. 160 cm 1 067 075 + fin. + col. £ 378 W. 180 cm 1 067 076 + fin. + col. £ 395	
	② Metal frame in an aluminium (SA) finish with 2.5 mm thick fabric screen in black (TA). W. 120 cm 1 067 077 TA SA £ 349 W. 140 cm 1 067 078 TA SA £ 361 W. 160 cm 1 067 079 TA SA £ 378 W. 180 cm 1 067 080 TA SA £ 395	
Accessory rail in extruded aluminium complete with central bar. Aluminium (SA) or white (SO) finish. H. 40 cm, 5.2 cm in thickness. For use exclusively with shared structure layouts 165 cm in depth. The rail is compatible with accessories from the Black and White and Puebla ranges, see p. 67.		
	② W. 120 cm 1 067 095 + fin. £ 167 W. 140 cm 1 067 096 + fin. £ 179 W. 160 cm 1 067 097 + fin. £ 191 W. 180 cm 1 067 098 + fin. £ 204	
	③ Altuglass extension unit, H. 20 cm, 0.4 cm in thickness, in white (OA), smoked grey (OB) or red (OX). Designed to be positioned on top of desktop screens or rails. W. 100 cm 1 067 105 + col. £ 68 W. 160 cm 1 067 106 + col. £ 115	
	④ Shelf, D. 30 cm, with wire mount for attachment to 2nd level rails or desktop screens. Light oak (RO) or snow white (RE) finish. W. 50 cm 1 067 107 + fin. £ 106	
⑤ Set of mounts for fabric desktop screens. for attachment to a central bar Fabric desktop screens, see p. 67.		
Removable Altuglass side panel on two clamps. H. 40/23 cm, 0.4 cm in thickness. In white (OA), smoked grey (OB) or red (OX).		
	⑥ W. 80 cm 1 067 466 + col. £ 33 Set of 2 clamps 1 067 087 £ 38	
Central accessory bar. Aluminium (SA) or white (SO) finish. Designed to fit between two desks with shared structure. Cross-section 30 x 30 mm. Compatible with fabric or altuglass desktop screens and stem-mounted Cosy lamps. For fabric covered screens, see p. 65.		
	⑦ W. 120 cm 1 067 099 + fin. £ 51 W. 140 cm 1 067 100 + fin. £ 53 W. 160 cm 1 067 101 + fin. £ 55 W. 180 cm 1 067 102 + fin. £ 59	
Altuglass screen, H. 30 cm, for attachment to a central bar. In white (OA), smoked grey (OB) or red (OX). Compatible with central accessory bars of all sizes. Please note. Stem-mounted cosy lamps may only be used with desktop screens of 140/160/180 cm in width.		
	⑧ W. 100 cm 1 067 103 + col. £ 115	
Metal pedestals		
Mobile metal pedestals with metal tops. Pen tray in the top drawer. 2 choices of finish: aluminium (SA) or graphite grey (SC). 1 box drawer + 1 filing drawer 1 646 001 + fin. £ 232 3 box drawers 1 646 002 + fin. £ 232		
Desk height metal pedestals with melamine tops. 2 box drawers + 1 filing drawer. Depth 80 cm 1 067 538 + top fin. + struct. fin. £ 393 Depth 60 cm 1 067 539 + top fin. + struct. fin. £ 335		
Space Box. Designed to sit on a desk height pedestal without top. Melamine in an aluminium (MH) or white (RE) finish. W. 80 cm 1 646 037 + finish £ 140		
X-Box pedestal, H. 130 cm. Metal in an aluminium (SA) or white (SO) finish. D. 80 cm 1 646 038 + fin. £ 1 063		
Optional extras for pedestals Set of 8 spacers. Designed to raise the height of desk height pedestals, integra pedestals, credenzas and desk end cabinets by 20 or 40 mm. 1 067 540 £ 44		
Decorative tops for mobile metal pedestals, D. 52.5 cm. 5 choices of melamine 2 finish - RA, RB, RC, RD and RG - plus wood (WB). 1 067 440 + fin. £ 35		
Cable management kit for desk height pedestals. Aluminium (SA), white (SO) or graphite grey (SC) finish. Cable management kit 1 067 420 + fin. £ 183		


SYSTEM FURNITURE




EVERYDAY FURNITURE



MELAMINE EXECUTIVE FURNITURE



WOOD VENEER EXECUTIVE FURNITURE



RECEPTION UNITS



GLASS TOPS

