

M38

Executive Furniture



*Contemporary
Diverse
Ergonomic*

Frame legs



Bridge legs



Contemporary
Elegant colours and materials in line with current management tastes.
Comfortable
Curved desks and extension units to create complete layouts.
Generous
Generous, 38 mm thick tops and a choice of 4 different leg types.
Designer
10 mm thick glass tops in 2 choices of transparent finish.

Square legs



Triangular legs





M38 with Bridge or Frame legs
Desks of contemporary design, with open or closed arched legs of triangular section joined together by girders.



M38



M38 with square legs
Generous 38 mm thick tops covered in melamine in a choice of up to the minute colours. Metal legs of square design, 70 x 70 mm, with upper sections in the form of inverted pyramids.



M38



M38 with triangular legs
 Glass tops offering a haven of tranquility – perfect for use as individual desks or meeting tables. Tubular legs of rounded design with triangular top plates.



M38 Bridge legs

Rectangular desks



Rectangular desks
180 x 80 cm
200 x 100 cm



Rectangular desks with return on legs
210 x 200 cm
230 x 220 cm



Rectangular desks with return on supporting pedestal
210 x 200 cm
230 x 220 cm

Asymmetrical wave desks



Asymmetrical wave desks
185 x 110 cm
205 x 110 cm



Asymmetrical wave desks with return on legs
185 x 203 cm
205 x 203 cm



Asymmetrical wave desks with return on supporting pedestal
185 x 203 cm
205 x 203 cm

Symmetrical wave desks



Symmetrical wave desks
180 x 102 cm



Symmetrical wave desks with return on legs
180 x 195 cm



Symmetrical wave desks with return on supporting pedestal
180 x 195 cm

Frame legs

Rectangular desks



Rectangular desks
180 x 80 cm
200 x 100 cm



Rectangular desks with return on legs
210 x 200 cm
230 x 220 cm



Rectangular desks with return on supporting pedestal
210 x 200 cm
230 x 220 cm

Asymmetrical wave desks



Asymmetrical wave desks
185 x 110 cm
205 x 110 cm



Asymmetrical wave desks with return on legs
185 x 203 cm
205 x 203 cm



Asymmetrical wave desks with return on supporting pedestal
185 x 203 cm
205 x 203 cm

Symmetrical wave desks



Symmetrical wave desks
180 x 102 cm



Symmetrical wave desks with return on legs
180 x 195 cm



Symmetrical wave desks with return on supporting pedestal
180 x 195 cm



Diamond – Bridge or Frame legs

Rectangular desks with glass tops



Rectangular desk with Bridge legs
200 x 100 cm



Rectangular desk with Frame legs
200 x 100 cm



3 choices of finish for melamine tops



Cinnamon White Brown

MI MN ML

From stock

2 choices of brilliant glass finish for enamelled glass tops



Light Black

GB GD

From stock

3 choices of finish for metal legs



Aluminium White Satin

SA SO** SG*

From stock

3 choices of finish for melamine cupboard shells




Aluminium Graphite Snow

MH MY RE

From stock

2 choices of finish for glass doors



Brilliant light Brilliant black

GB GD

From stock

M38

Square or triangular legs

Rectangular desks



Rectangular desks
180 x 80 cm
200 x 100 cm



Rectangular desks with return on legs
210 x 200 cm
230 x 220 cm



Rectangular desks with return on supporting pedestal
210 x 200 cm
230 x 220 cm

Asymmetrical wave desks



Asymmetrical wave desks
185 x 110 cm
205 x 110 cm



Asymmetrical wave desks with return on legs
185 x 203 cm
205 x 203 cm



Asymmetrical wave desks with return on supporting pedestal
185 x 203 cm
205 x 203 cm

Symmetrical wave desks



Symmetrical wave desks
180 x 102 cm



Symmetrical wave desks with return on legs
180 x 195 cm



Symmetrical wave desks with return on supporting pedestal
180 x 195 cm

Curved desks



Curved desk
200 x 118 cm



Curved desk with return on legs
264 x 178 cm



Curved desk with return on supporting pedestal
264 x 178 cm

Oval desk



Oval desk
220 x 120 cm



Diamond – Square or triangular legs

M38 Diamond desking



Small diamond desk
200 x 118 cm



Curved diamond desk with return on legs
264 x 178 cm



Curved diamond desk with return on supporting pedestal
264 x 178 cm



Oval diamond desk
220 x 120 cm




3 choices of finish for melamine tops



Cinnamon walnut White oak Brown oak
MI **MN** **ML**
From stock

2 choices of brilliant glass finish for enamelled glass tops



Light grey Black
GB **GD**
From stock

3 choices of finish for metal legs




Aluminium grey White Satin black
SA **SO**** **SG***
From stock

3 choices of finish for melamine cupboard shells



Aluminium grey Graphite grey Snow white
MH **MY** **RE**
From stock

2 choices of finish for glass doors



Brilliant light grey enamelled glass Brilliant black enamelled glass
GB **GD**
From stock

* except triangular legs
** Bridge or Frame legs only

Easy reach storage units



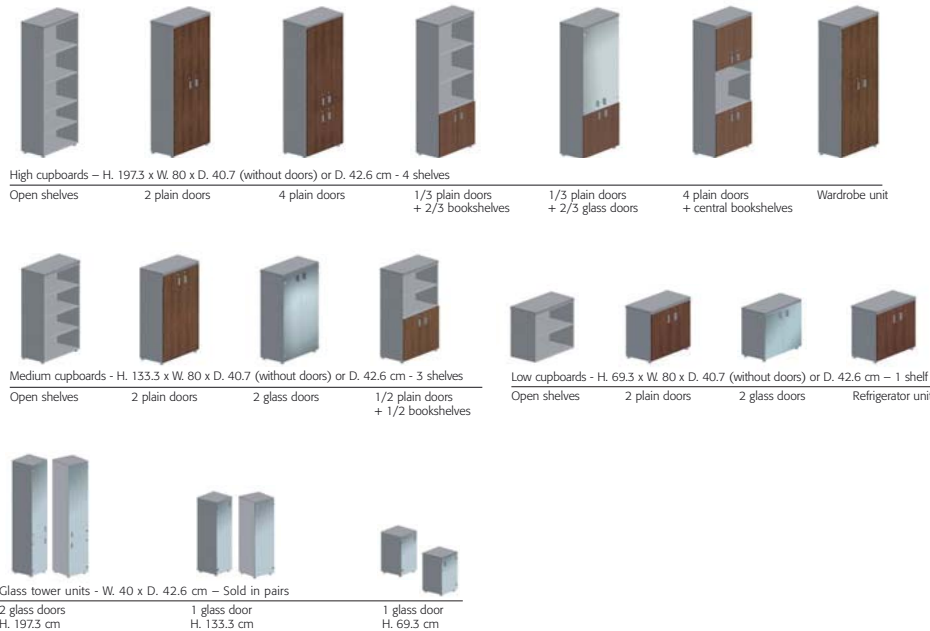
2 drawer mobile metal pedestal with melamine drawer fronts | 3 drawer mobile metal pedestal with melamine drawer fronts | 2 drawer mobile melamine pedestal | 3 drawer mobile melamine pedestal

Meeting tables



Circular table with melamine top ø 120 cm | Circular table with glass top ø 120 cm | Oval table with melamine top 220 x 120 cm | Oval table with glass top 220 x 120 cm | Barrel table with melamine top 220 x 110 cm

Traditional storage units



High cupboards - H. 197.3 x W. 80 x D. 40.7 (without doors) or D. 42.6 cm - 4 shelves
 Open shelves | 2 plain doors | 4 plain doors | 1/3 plain doors + 2/3 bookshelves | 1/3 plain doors + 2/3 glass doors | 4 plain doors + central bookshelves | Wardrobe unit

Medium cupboards - H. 133.3 x W. 80 x D. 40.7 (without doors) or D. 42.6 cm - 3 shelves
 Open shelves | 2 plain doors | 2 glass doors | 1/2 plain doors + 1/2 bookshelves

Low cupboards - H. 69.3 x W. 80 x D. 40.7 (without doors) or D. 42.6 cm - 1 shelf
 Open shelves | 2 plain doors | 2 glass doors | Refrigerator unit

Glass tower units - W. 40 x D. 42.6 cm - Sold in pairs
 2 glass doors H. 197.3 cm | 1 glass door H. 133.3 cm | 1 glass door H. 69.3 cm



Deco bookshelves



Deco bookcase with sliding door 200 x 200 x 46 cm | Deco bookcase with sliding door 200 x 83.6 x 46 cm | Bookshelves H. 126.9 x L. 120 or 180 cm




3 choices of finish for melamine tops



Cinnamon | White oak | Brown oak

MI MN ML From stock

2 choices of brilliant glass finish for enamelled glass tops



Light grey | Black

GB GD From stock

3 choices of finish for metal legs



Aluminium grey | White | Satin black

SA SO** SG* From stock

3 choices of finish for melamine cupboard shells



Aluminium grey | Graphite grey | Snow white

MH MY RE From stock

2 choices of finish for glass doors



Brilliant light grey | Brilliant black

GB GD From stock

* except triangular legs
 ** Bridge or Frame legs only

Guarantee, standards and shade card




3 choices of finish for melamine tops



Cinnamon walnut **MI**
White oak **MN**
Brown oak **ML**
From stock

2 choices of high gloss finish for enamelled glass tops



Brilliant light grey **GB**
Brilliant black **GD**
From stock

3 choices of finish for metal legs



Aluminium grey **SA**
Satin black **SG***
White **SO****
From stock

2 choices of finish for melamine cupboard shells



Aluminium grey **MH**
Graphite grey **MY**
From stock

4 choices of finish for glass doors



Transparent frosted glass **GA**
Brilliant light grey enamelled glass **GB**
Brilliant black enamelled glass **GD**
Transparent smoked grey glass **GH**
From stock

* excluding tubular legs of triangular section
** Bridge or Frame legs only

Product description

- tops made from counterweighted particle board, density 650 kg/m³;
- wood used is sourced from sustainably managed forest;
- the particle board is classified as E1 (control of formaldehyde emissions) with an emission level of 6.5 mg HCHO/100 mg and compliant with the NF EN 717-2 standard;
- desktop fire safety classification: in accordance with the NF EN 13501-1 standard, particle board 18 mm and above in thickness is classified as M3 (combustible, moderately flammable);
- the board is covered with a sheet of decorative wood effect paper impregnated with resin - the melamine surface;
- edges are protected by a 2 mm thick strip of ABS (Acrylonitrile Butadiene Styrene), which is glued to the board and rounded at the top and bottom for maximum user comfort;

Tops

Deco tops

- 38 mm thick, covered in melamine;
- tops are fitted with two cable ports, complete with square ABS covers in an aluminium grey finish;
- tops are attached to the support structure using screws and metal inserts.

Diamond tops

- 10 mm thick Securit toughened glass in a light grey or black enamelled finish;
- polished flat seams;
- 4 rounded corners;
- glass tops are attached to the support structure using suction cups.

Legs

Square legs

- metal legs of fixed height, H. 739 mm;
- tubular metal legs of square section, 70 x 70 mm. Upper sections in the form of inverted pyramids made from cast aluminium in a chrome finish;
- stabilizer feet, adjustable through 20 mm;
- tops are attached to the support structure using screws and metal inserts;
- epoxy powder paint finish in aluminium grey (RAL 9006) or satin black (RAL 9005).

Rounded triangular legs

- metal legs of fixed height, H. 739 mm, complete with stabilizer feet, adjustable through 25 mm;
- tubular design, ϕ 70 mm;
- each leg comprises an inner cylindrical upright, ϕ 60 mm, (20/10 thickness), and three curved 120° steel panels welded to the inner cylinder and separated from each other by an elegant vertical groove;
- triangular metal top plate (30/10 thickness);
- metal support structure for Diamond desks and returns;
- melamine tops are attached to the support structure using screws and metal inserts;
- epoxy powder paint finish in aluminium grey (RAL 9006).

Bridge or Frame legs

- tubular steel legs of "Bridge" or "Frame" design - triangular cross-section 59 x 59 x 80 mm, fixed height 748 mm;
- 2 or 4 brackets (80 x 50 x 30 mm, 15/10 thickness) are welded to the inner face of the upper horizontal bar of each leg to support the desktop;
- structural support is provided in the form of a tubular beam (50 x 20 mm, 1.5 mm thick), which is attached to the legs;
- 2 stabilizer feet, ϕ 38 mm, adjustable through 15 mm;
- epoxy powder paint finish in aluminium grey (RAL 9006), white ((RAL 9010) or satin black (RAL 9005).

Pedestals

- mobile or desk height metal pedestals with melamine drawer fronts;
- drawer fronts and sunken ABS handles in an aluminium grey finish;
- wood effect melamine backs to match the drawer fronts;
- drawers in black ABS;
- selective drawer opening, telescopic runners with ball-bearing rollers. Box drawers open to a depth of 80%, filing drawers to a depth of 100%;
- optional shallow mini drawer for pens etc.;
- folding key, built in pen tray.

Cupboards and tower units

- melamine shells and shelves in an aluminium grey, graphite grey or white finish;
- doors and optional decorative tops in wood effect melamine to match the desktops;
- high cupboards are fitted with a fixed shelf. Other shelves are adjustable at 32 mm intervals;
- doors are fitted with metal handles in an aluminium or graphite grey finish, width 96 mm;
- high cupboards have 3 point locks, medium and low cupboards have 1 point locks. Glass doors are not lockable;
- 6 mm thick Securit toughened glass doors in 2 choices of high gloss enamelled finish: brilliant light grey or brilliant black;
- when fitted with optional metal shelves, high cupboards will hold 5 rows of suspension files;
- 4 stabilizer feet, H. 35 mm, adjustable through 15 mm;
- width 80 cm, depth 42.6 (or 40.7 cm without doors).

Cable management

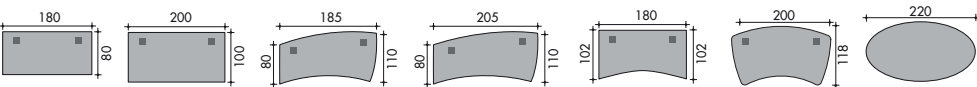
- horizontal: via the square cable ports or optional cable trough;
- vertical:
 - in the form of a tubular metal cable holder, for attachment to the underside of the desktop;
 - in the form of an articulated plastic vertebral cable holder, ϕ 64 mm, for attachment to the underside of the desktop.

Maintenance

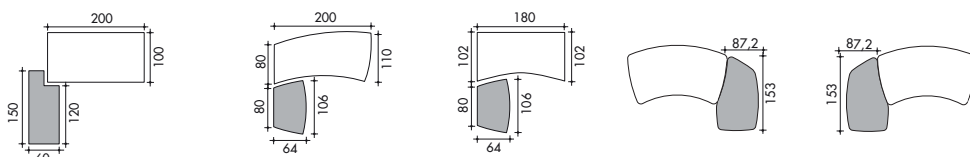
Maintenance advice: use soapy water and avoid products which contain solvents.

The Range

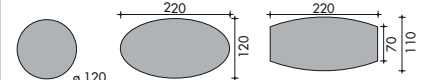
Desking



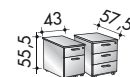
Extension units




Meeting tables



Easy reach storage units



The Range (continued)



description

code

price ex. VAT

Deco desks with Bridge legs

Rectangular desks.

Optional extras: ① ③ ④ ⑤ ⑥ ⑦.



W. 180 x 80 cm
W. 200 x 100 cm

left-hand return

right-hand return

3 095 204 + top fin. + leg fin.

£ 502

3 095 208 + top fin. + leg fin.

£ 553

Asymmetrical wave desks.



W. 185 x 110 cm
W. 205 x 110 cm

3 095 187 + top fin. + leg fin.

3 095 184 + top fin. + leg fin.

£ 587

3 095 193 + top fin. + leg fin.

3 095 190 + top fin. + leg fin.

£ 616

Symmetrical wave desk.



W. 180 x 102 cm

3 095 200 + top fin. + leg fin.

£ 570

Deco extension units

Fixed returns

For rectangular desks - on legs.



W. 150 x 60 cm

3 095 241 + top fin. + leg fin.

3 095 236 + top fin. + leg fin.

£ 272

For rectangular desks - on supporting pedestal, depth 60 cm. 3 drawers (2 box drawers + 1 filing drawer).



W. 150 x 60 cm

3 095 239 + top fin. + ped. fin.

3 095 234 + top fin. + ped. fin.

£ 599

For asymmetrical or symmetrical wave desks - on legs.



W. 106 x 64 cm

3 095 225 + top fin. + leg fin.

£ 259

For asymmetrical or symmetrical wave desks - on supporting pedestal, depth 60 cm. 3 drawers (2 box drawers + 1 filing drawer).



W. 106 x 64 cm

3 095 223 + top fin. + ped. fin.

£ 591

Deco desks with Frame legs

Rectangular desks.

Optional extras: ① ③ ④ ⑤ ⑥.



W. 180 x 80 cm
W. 200 x 100 cm

3 095 203 + top fin. + leg fin.

£ 578

3 095 207 + top fin. + leg fin.

£ 646

Asymmetrical wave desks.



W. 185 x 110 cm
W. 205 x 110 cm

3 095 186 + top fin. + leg fin.

3 095 183 + top fin. + leg fin.

£ 663

3 095 192 + top fin. + leg fin.

3 095 189 + top fin. + leg fin.

£ 684

Symmetrical wave desk.



W. 180 x 102 cm

3 095 199 + top fin. + leg fin.

£ 646

Deco extension units

Fixed returns

For rectangular desks - on legs.



W. 150 x 60 cm

3 095 240 + top fin. + leg fin.

3 095 235 + top fin. + leg fin.

£ 310

For rectangular desks - on supporting pedestal, depth 60 cm. 3 drawers (2 box drawers + 1 filing drawer).















W. 150 x 60 cm

3 095 239 + top fin. + ped. fin.















3 095 234 + top fin. + ped. fin.

£ 599












Price guide - Contemporary melamine executive furniture - M38

description	code		price ex. VAT
	left-hand return	right-hand return	
For symmetrical or asymmetrical wave desks - on legs.  W. 106 x 64 cm	3 095 224 + top fin. + leg fin.		£ 298
For symmetrical or asymmetrical wave desks - on supporting pedestal, depth 60 cm. 3 drawers (2 box drawers + 1 filing drawer).  W. 106 x 64 cm	3 095 223 + top fin. + ped. fin.		£ 591
Diamond desks with Bridge or Frame legs			
Optional extras: ② ④ ⑥.			
Bridge legs			
Rectangular desks with glass top.			
 W. 200 x 100 cm	3 095 208 + top fin. + leg fin.		£ 1 318
Frame legs			
Rectangular desks with glass top.			
 W. 200 x 100 cm	3 095 207 + top fin. + leg fin.		£ 1 437
Deco desks with square legs			
Optional extras: ① ③ ④ ⑤ ⑥			
Rectangular desks.			
 W. 180 x 80 cm	3 095 205 + top fin. + leg fin.		£ 527
W. 200 x 100 cm	3 095 209 + top fin. + leg fin.		£ 591
Asymmetrical wave desks.			
 W. 185 x 110 cm	3 095 188 + top fin. + leg fin.	3 095 185 + top fin. + leg fin.	£ 608
W. 205 x 110 cm	3 095 194 + top fin. + leg fin.	3 095 191 + top fin. + leg fin.	£ 663
Symmetrical wave desk.			
 W. 180 x 102 cm	3 095 201 + top fin. + leg fin.		£ 574
Curved desk. Optional extras: ② ⑤.			
 W. 200 x 118 cm	3 095 219 + top fin. + leg fin.		£ 744
Oval desk. Optional extras: ②.			
 W. 220 x 120 cm	3 095 221 + top fin. + leg fin.		£ 706
Deco extension units			
Fixed returns			
For rectangular desks - on legs.			
 W. 150 x 60 cm	3 095 242 + top fin. + leg fin.	3 095 237 + top fin. + leg fin.	£ 315
For rectangular desks - on supporting pedestal, depth 60 cm. 3 drawers (2 box drawers + 1 filing drawer).			
 W. 150 x 60 cm	3 095 239 + top fin. + ped. fin.	3 095 234 + top fin. + ped. fin.	£ 599
For symmetrical or asymmetrical wave desks - on legs.			
 W. 106 x 64 cm	3 095 226 + top fin. + leg fin.		£ 306

Price guide - Contemporary melamine executive furniture - M38

description	code		price ex. VAT
	left-hand return	right-hand return	
For symmetrical or asymmetrical wave desks - on supporting pedestal, depth 60 cm. 3 drawers (2 box drawers + 1 filing drawer).			
 W. 106 x 64 cm	3 095 223 + top fin. + ped. fin.		£ 591
For curved desk - on legs.			
 W. 153 x 87 cm	3 095 232 + top fin. + leg fin.	3 095 229 + top fin. + leg fin.	£ 383
For curved desk - on supporting pedestal, depth 60 cm. 3 drawers (2 box drawers + 1 filing drawer).			
 W. 153 x 87 cm	3 095 231 + top fin. + ped. fin.	3 095 228 + top fin. + ped. fin.	£ 689
Deco desks with triangular legs			
Optional extras: ① ③ ④ ⑤ ⑥.			
Rectangular desks.			
 W. 180 x 80 cm	3 095 206 + top fin. + SA		£ 672
W. 200 x 100 cm	3 095 210 + top fin. + SA		£ 757
Asymmetrical wave desks.			
 W. 185 x 110 cm	3 095 196 + top fin. + SA	3 095 195 + top fin. + SA	£ 757
W. 205 x 110 cm	3 095 198 + top fin. + SA	3 095 197 + top fin. + SA	£ 808
Symmetrical wave desk.			
 W. 180 x 102 cm	3 095 202 + top fin. + SA		£ 740
Curved desk. Optional extras: ② ⑤.			
 W. 200 x 118 cm	3 095 220 + top fin. + SA		£ 778
Oval desk. Optional extras: ②.			
 W. 220 x 120 cm	3 095 222 + top fin. + SA		£ 846
Extension units			
Fixed returns			
For rectangular desks - on legs.			
 W. 150 x 60 cm	3 095 243 + top fin. + SA	3 095 238 + top fin. + SA	£ 391
For rectangular desks - on supporting pedestal, depth 60 cm. 3 drawers (2 box drawers + 1 filing drawer).			
 W. 150 x 60 cm	3 095 239 + top fin. + SA	3 095 234 + top fin. + SA	£ 599
For symmetrical or asymmetrical wave desks - on legs.			
 W. 106 x 64 cm	3 095 227 + top fin. + SA		£ 383
For symmetrical or asymmetrical wave desks - on supporting pedestal, depth 60 cm. 3 drawers (2 box drawers + 1 filing drawer).			
 W. 106 x 64 cm	3 095 223 + top fin. + SA		£ 591
For curved desk - on legs.			
 W. 153 x 87 cm	3 095 233 + top fin. + SA	3 095 230 + top fin. + SA	£ 459
For curved desk - on supporting pedestal, depth 60 cm. 3 drawers (2 box drawers + 1 filing drawer).			
 W. 153 x 87 cm	3 095 231 + top fin. + SA	3 095 228 + top fin. + SA	£ 689

Price guide - Contemporary melamine executive furniture - M38

www.solutions-4.co.uk	description	code		price ex. VAT
		left-hand return	right-hand return	
Diamond desks with triangular legs				
	Curved desk with glass top. Optional extras: ② ⑤. W. 200 x 118 cm	3 095 220 + top fin. + SA		£ 1 607
				
	Oval desk with glass top. Optional extras: ②. W. 220 x 120 cm	3 095 222 + top fin. + SA		£ 1 717
				
Extension units				
	Fixed returns with glass top for curved desk - on legs. W. 153 x 87 cm	3 095 233 + top fin. + SA	3 095 230 + top fin. + SA	£ 1 250
				
	Fixed returns with glass top for curved desk - on supporting pedestal, depth 60 cm. 3 drawers (2 box drawers + 1 filing drawer). W. 153 x 87 cm	3 095 231 + top fin. + ped. fin.	3 095 228 + top fin. + ped. fin.	£ 1 156
				
Easy reach storage units				
	Mobile metal pedestals with melamine drawer fronts and sunken ABS handles in an aluminium grey finish. Wood effect melamine backs to match the drawer fronts. Drawers in black ABS, selective drawer opening, telescopic runners with ball-bearing rollers. Box drawers open to a depth of 80%, filing drawers to a depth of 100%. Optional shallow mini drawer for pens etc. (please contact us for further information), folding key, built in pen tray.			
	1 box drawer + 1 filing drawer	3 095 106 + wood fin. + shell fin.		£ 336
	3 box drawers	3 095 107 + wood fin. + shell fin.		£ 336
	Mobile melamine pedestals with wood effect shells, drawer fronts and tops. Built in pen tray. Selective drawer opening. Drawers open to a depth of 80%. Central locking. Metal handles in an aluminium grey (SB) finish. W. 43 x D. 57.5 x H. 55.5 cm.			
	1 box drawer + 1 filing drawer	3 095 681 + wood fin. + SB		£ 259
	3 box drawers	3 095 682 + wood fin. + SB		£ 259
Deco meeting tables				
	Circular table, Ø 120 cm, with single central stem or 4 legs of square or triangular section.			
	Square legs	3 095 136 + top fin. + leg fin.		£ 553
	Triangular legs	3 095 137 + top fin. + leg fin.		£ 604
	Central stem	3 095 135 + top fin. + leg fin.		£ 642
	Oval table, W. 220 x 120 cm, with 4 legs of square or triangular section.			
	Square legs	3 095 130 + top fin. + leg fin.		£ 706
	Triangular legs	3 095 131 + top fin. + leg fin.		£ 846
	Central stem	3 095 129 + top fin. + leg fin.		£ 1 207
	Barrel table, W. 220 x 110 cm, with 2 central stems or 4 legs of square or triangular section.			
	Square legs	3 095 133 + top fin. + leg fin.		£ 723
	Triangular legs	3 095 134 + top fin. + leg fin.		£ 757
	Central stem	3 095 132 + top fin. + leg fin.		£ 1 199
Diamond meeting tables				
	Circular table, Ø 120 cm, with glass top and single central stem leg			
	Central stem leg	3 095 135 + top fin. + SA		£ 1 207
	Oval table, W. 220 x 120 cm, with glass top and 4 triangular legs.			
	Triangular legs	3 095 131 + top fin. + SA		£ 1 717

Price guide - Contemporary melamine executive furniture - M38

www.solutions-4.co.uk	description	code	price ex. VAT
-----------------------	-------------	------	---------------

Bookshelves

Tubular metal uprights in aluminium grey. 8 mm thick Securit toughened glass shelves in a light grey or black high gloss enamelled finish. H. 126.9 x D. 42.1



W. 120 cm	3 095 628 + shelf fin. + structure fin.	£ 1 318
W. 180 cm	3 095 629 + shelf fin. + structure fin.	£ 1 658

Deco bookcases

38 mm thick melamine shells in a wood effect finish with 2 mm thick ABS edge banding. 25 mm thick melamine shelves and sliding doors in a wood effect finish. Metal slide rails. Metal handles in aluminium grey (SB). W. 200 x D. 46 cm.




H. 83.6 cm	3 095 685 + wood fin. + SB	£ 846
H. 200 cm	3 095 630 + wood fin. + SB	£ 1 607

Cupboards





High cupboards - H. 197.3 x W. 80 x D. 42.6 cm (40.7 cm without doors) - 4 shelves

	① Open shelves	3 095 633 + shell fin.	£ 247
	② 2 melamine doors	3 095 640 + door fin. + shell fin.	£ 476
	③ 4 melamine doors	3 095 644 + door fin. + shell fin.	£ 527
	④ 1/3 melamine doors + 2/3 high gloss enamelled glass doors	3 095 658 + wooden door fin. + shell fin. + glass door fin.	£ 616
	⑤ 4 melamine doors + central bookshelves	3 095 647 + door fin. + shell fin.	£ 519
	⑥ 1/3 melamine doors + 2/3 bookshelves	3 095 646 + door fin. + shell fin.	£ 421
	⑦ Wardrobe unit	3 095 637 + door fin. + shell fin.	£ 536

Medium cupboards - H. 133.3 x W. 80 x D. 42.6 cm (40.7 cm without doors) - 3 shelves

	⑧ Open shelves	3 095 632 + shell fin.	£ 213
	⑨ 2 melamine doors	3 095 639 + door fin. + shell fin.	£ 357
	⑩ 2 high gloss enamelled glass doors	3 095 642 + glass door fin. + shell fin.	£ 493
	⑪ 1/2 melamine doors + 1/2 bookshelves	3 095 645 + door fin. + shell fin.	£ 336

Low cupboards - H. 69.3 x W. 80 x D. 42.6 cm (40.7 cm without doors) - 1 shelf

	⑫ Open shelves	3 095 634 + shell fin.	£ 123
	⑬ 2 melamine doors	3 095 641 + door fin. + shell fin.	£ 251
	⑭ 2 high gloss enamelled glass doors	3 095 643 + glass door fin. + shell fin.	£ 344
	⑮ Refrigerator unit	3 095 686 + door fin. + shell fin.	£ 982

Price guide - Contemporary melamine executive furniture - M38

www.solutions-4.co.uk	description	code	price ex. VAT
Tower units			
Pair of tower units. Melamine shells in an aluminium grey, graphite grey or white finish. Doors in brilliant white lacquered glass or transparent frosted glass. Tower units are designed to stand on each side of 80 cm wide cupboards.			
	⑩ H. 197.3 x W. 40 x D. 42.6 cm - 4 shelves		
	High gloss enamelled glass doors	3 095 662 + door fin. + shell fin.	£ 973
	⑪ H. 133.3 x W. 40 x D. 42.6 cm - 3 shelves		
	High gloss enamelled glass doors	3 095 663 + door fin. + shell fin.	£ 672
	⑫ H. 69.3 x W. 40 x D. 42.6 cm - 1 shelf		
	High gloss enamelled glass doors	3 095 664 + door fin. + shell fin.	£ 468
Optional ergonomic solutions			
	① Modesty panels for use with Deco rectangular desks and Deco symmetrical and asymmetrical wave desks. Grooved metal design, height 28 cm. For attachment to the underside of the desktop.		
	W. 200 cm	3 095 671 + fin.	£ 68
	W. 180 cm	3 095 670 + fin.	£ 64
	② Curved modesty panels for use with curved or oval desks. Grooved metal design. For attachment to the underside of Deco melamine desktops or to the support structure of Diamond desks with glass tops.		
	For curved desk	3 095 668 + SA	£ 196
	For oval desk	3 095 669 + SA	£ 234
	③ Suspended CPU holder. Screws to the underside of the desktop. Adjustable in height and width to ensure that the CPU is held firmly in place. Aluminium (SA) or graphite grey (SC) finish. Other models are available, see p. 74 to 76.		
		6 443 001 + fin.	£ 102
	④ Flat screen monitor arm. Adjustable in height from 5.5 to 37.5 cm. 3 articulations. Clamp attachment to the desktop. Aluminium (SB) finish. Other models are available, see p. 74 to 76.		
	Single arm	6 445 032 SB	£ 251
	Double arm	6 445 002 SB	£ 408
	⑤ Desk mat for use with curved desks. Crust leather (kipskin) on a metal sub-frame.		
		3 343 484 YA	£ 140
Optional cable management solutions			
	⑥ Cylindrical cable holder of circular, Ø 60 mm, or square, 60 x 60 mm, section, made from laser cut tubular steel, 1.5 mm in thickness; designed to allow cables to be routed vertically within the column. Attachable using wood screws to Deco melamine desktops only. Available in an aluminium grey, satin black or white finish.		
	Circular cable holder	6 478 078 + fin.	£ 42
	Square cable holder	6 478 077 + fin.	£ 42
	⑦ Dual channel articulated vertebral cable holder. Made from plastic, Ø 6.4 cm, in an aluminium (OI) or white (OG) finish. Compatible with Deco rectangular desks and Deco symmetrical and asymmetrical wave desks.		
		6 478 001 + fin.	£ 47